



2026 DENTON COUNTY STATE OF HOMELESSNESS

A Collective Impact Project of





Welcome



Olivia Mata-Williams

Chief Programs Officer
United Way of Denton County



Elena Shehan

Board President
The Path Home



Jesse Kent

Dir. of Community Service
City of Denton



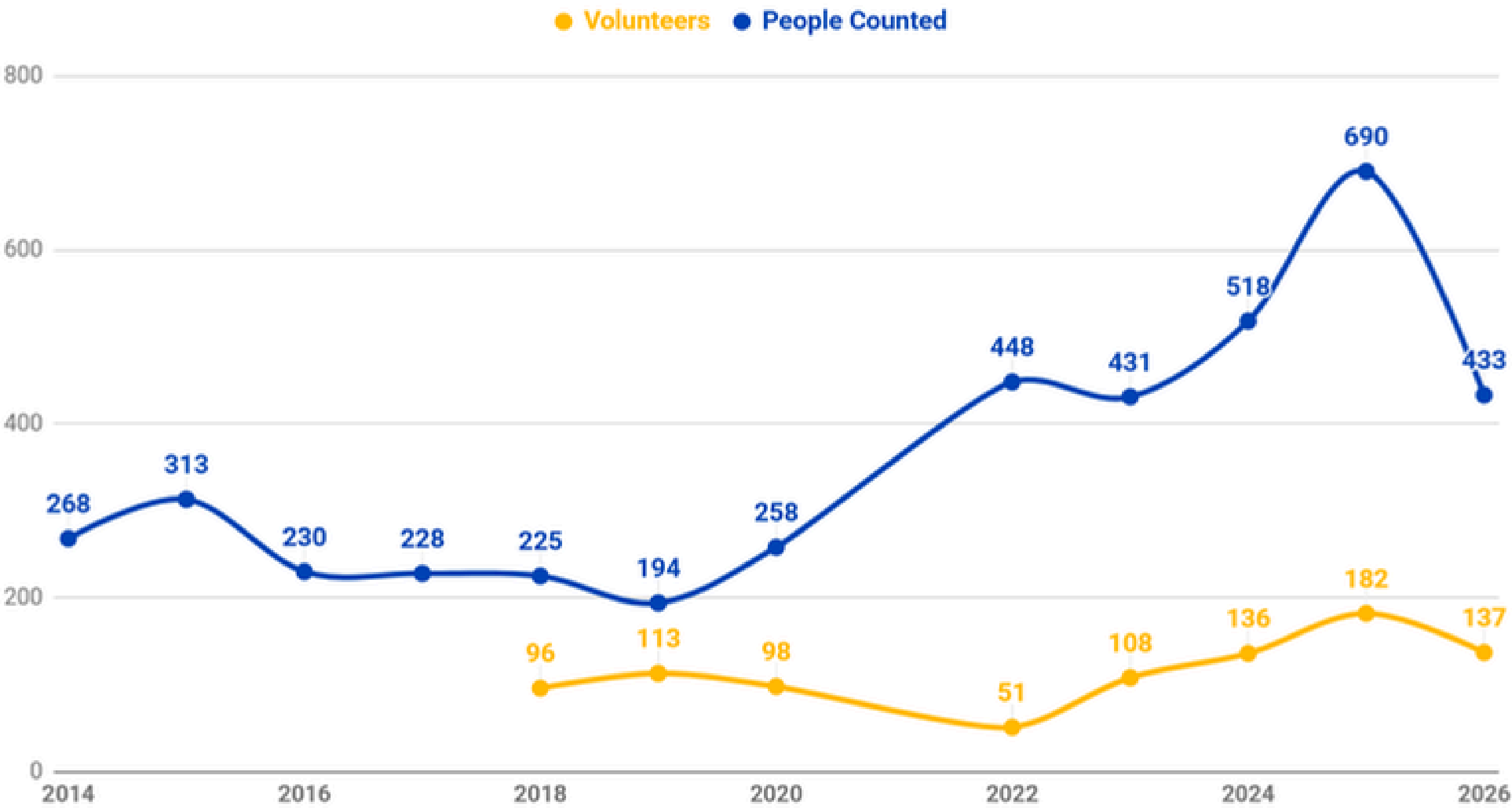


WHERE WE ARE TODAY

POINT-IN-TIME COUNT DATA



Point-in-Time Count Through the Years



Change in Persons Surveyed: -257 person decrease (~37%)

Volunteers: -45 volunteer decrease (~25%)

*In 2021, only a shelter count was conducted due to COVID-19. The sheltered total was 176.




Point-in-Time Count Data Totals

Sheltered:

- Denton Community Shelter: operated by Our Daily Bread
- Salvation Army Denton
- Denton County Friends of the Family (Victim Service Provider)
- Giving Grace
- Journey to Dream

Unsheltered:


Denton County municipalities:
Argyle, Aubrey, Carrollton, Cross Roads, Denton,
Flower Mound, Frisco, Lewisville, Little Elm,
Roanoke, The Colony




246
Unsheltered



187
Sheltered

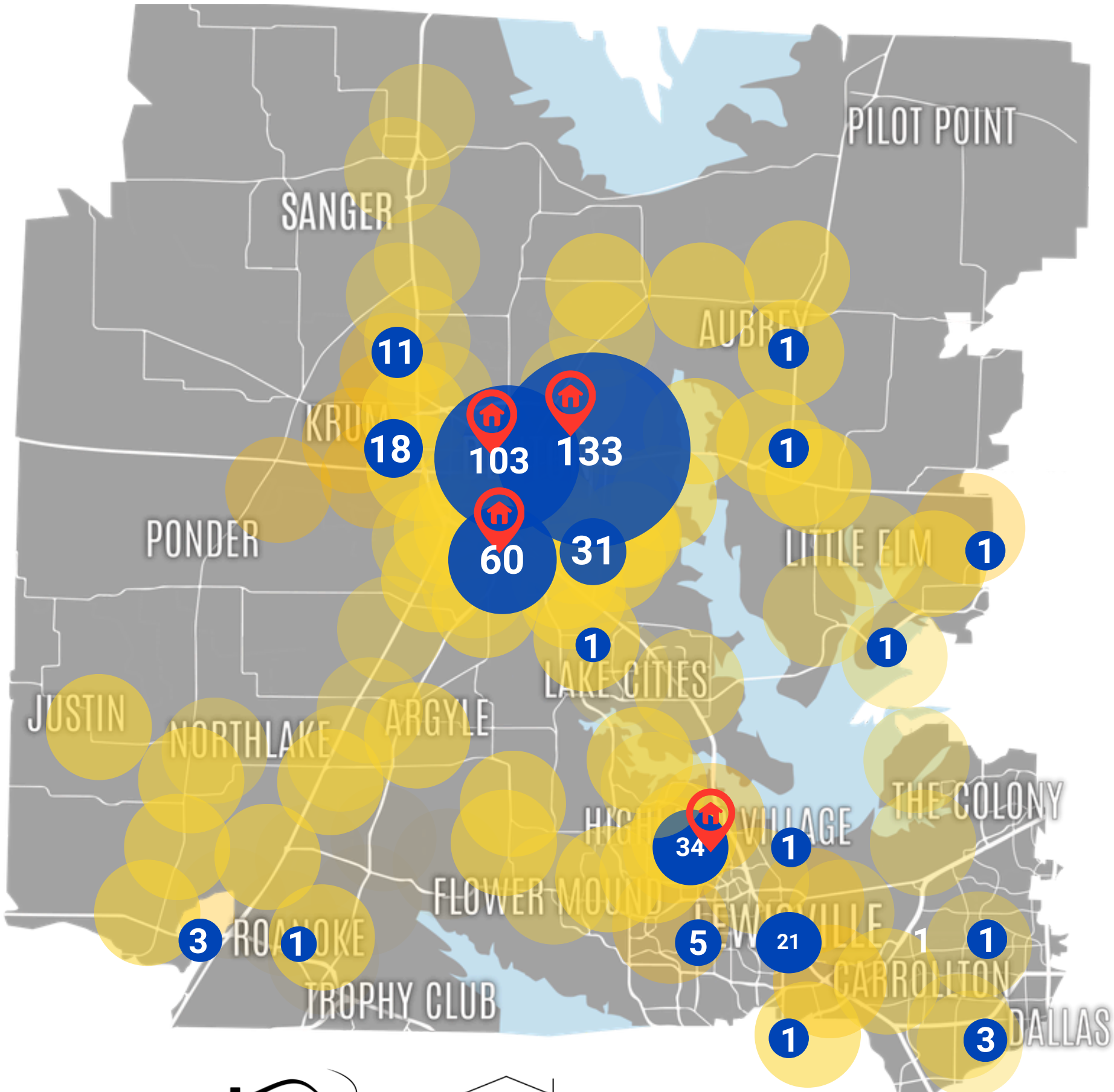


390
Adults



43
Children


Denton County Point-in-Time Count Survey Areas



137 Deployed Volunteers



PIT Volunteers deployed



Surveys in the area



Emergency Shelter

Point-in-Time Count by Zip Code

Zip Code	# of PPL
75007 (Carrollton)	2
75287 (Carrollton)	2
76227 (Crossroads - Aubrey)	2
76201 (Denton)	68
76205 (Denton)	61
76207 (Denton)	35
76208 (Denton)	28
76209 (Denton)	162

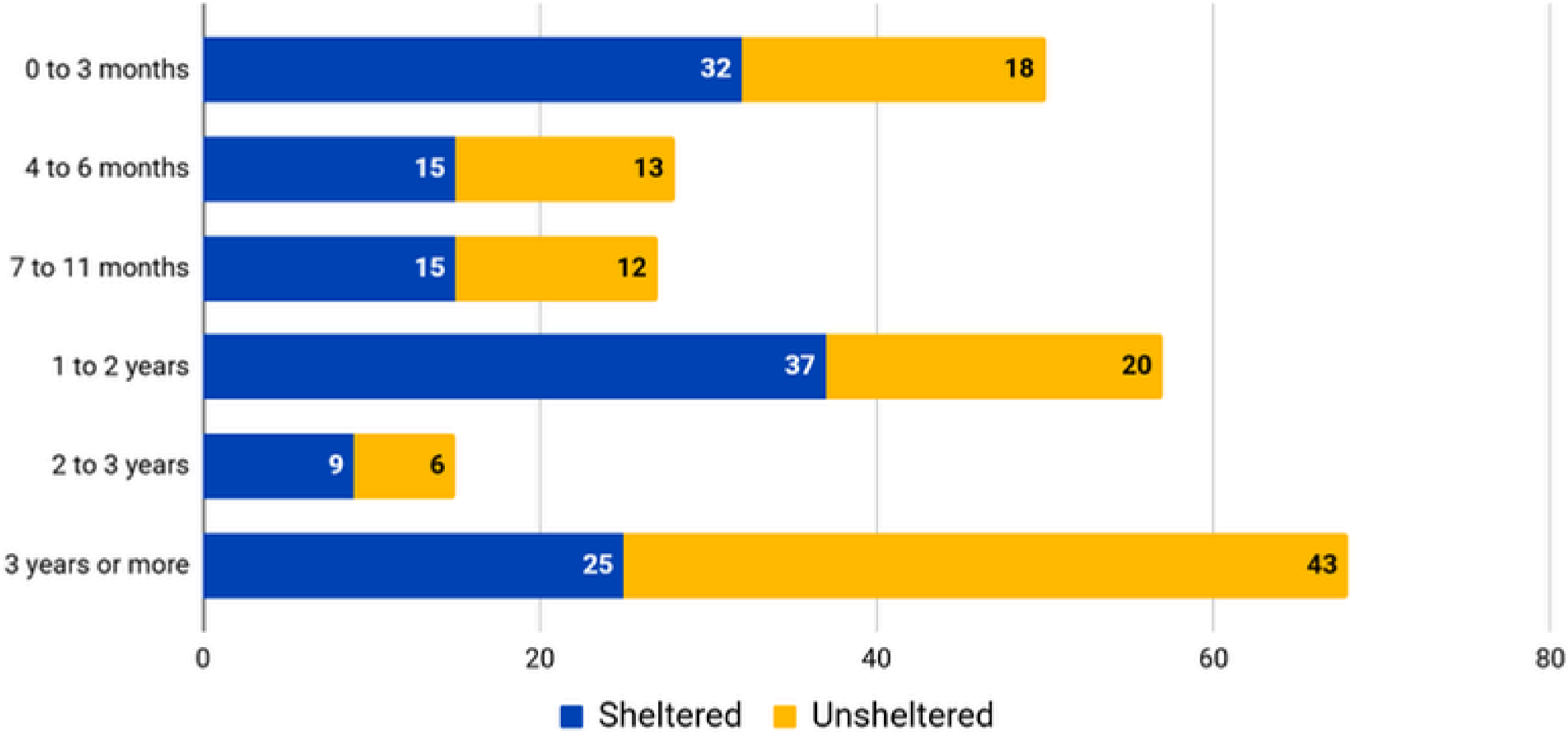
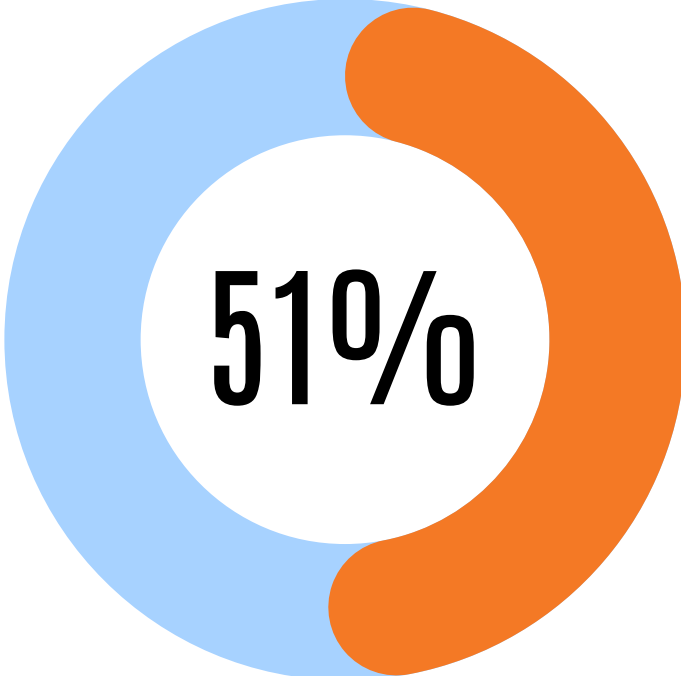
Zip Code	# of PPL
75033 (Frisco)	1
76210 (Denton - Lewisville)	3
75057 (Lewisville)	2
75067 (Lewisville)	34
75077 (Lewisville)	26
76177 (Justin - Roanoke)	1
76262 (Roanoke - Northlake)	3
75068 (Pilot Point - Aubrey)	3

57% OF COUNTY ZIP CODES HAD SOMEONE EXPERIENCING HOMELESSNESS DURING PIT COUNT

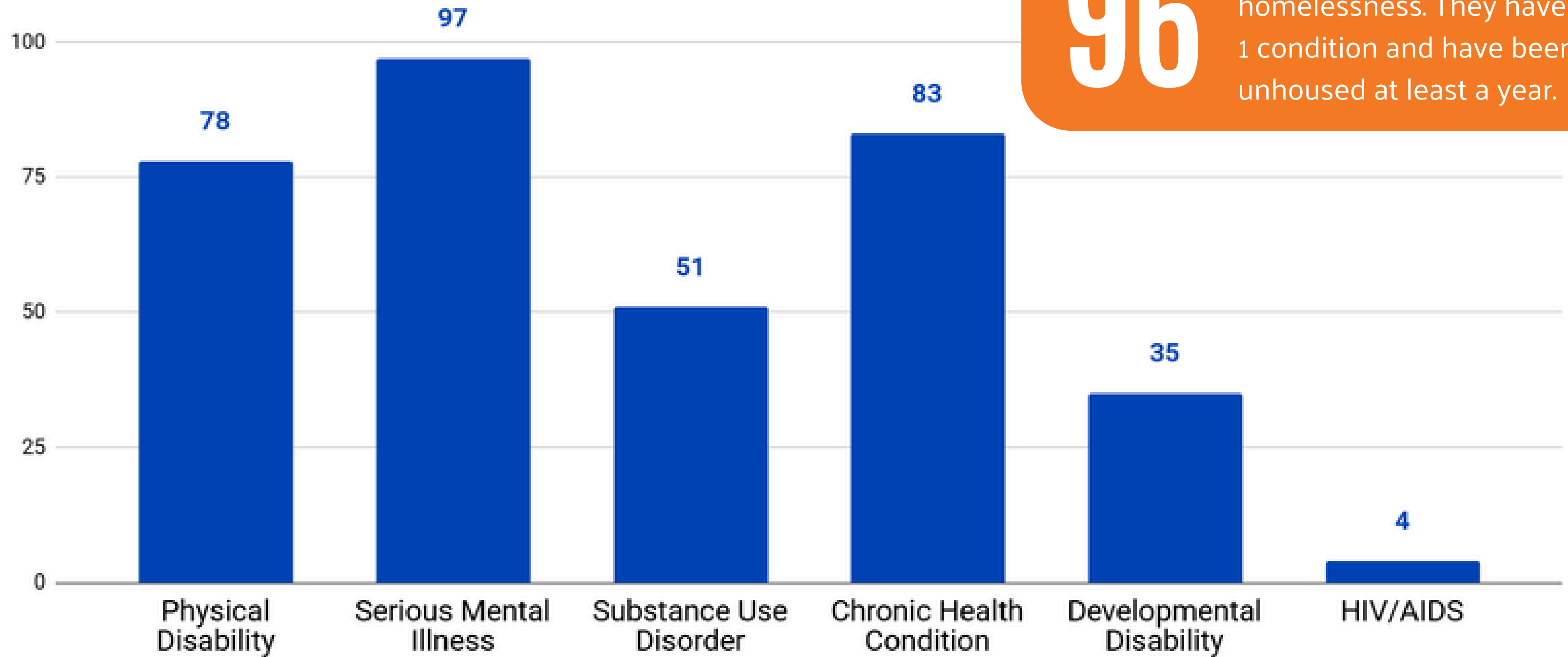


Frequency and Length of Experience

First Time



Point-in-Time Disabilities & Chronicity

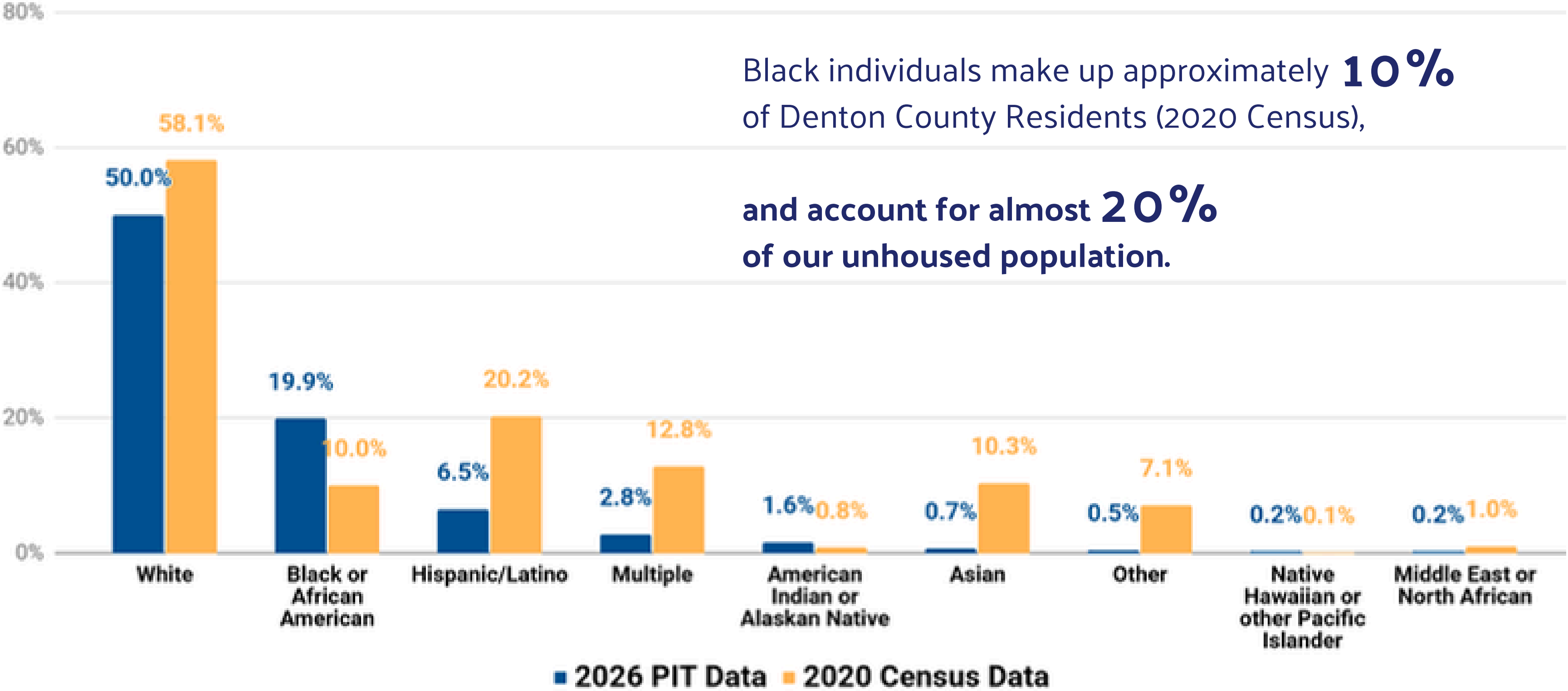


96 Individuals experiencing chronic homelessness. They have at least 1 condition and have been unhoused at least a year.

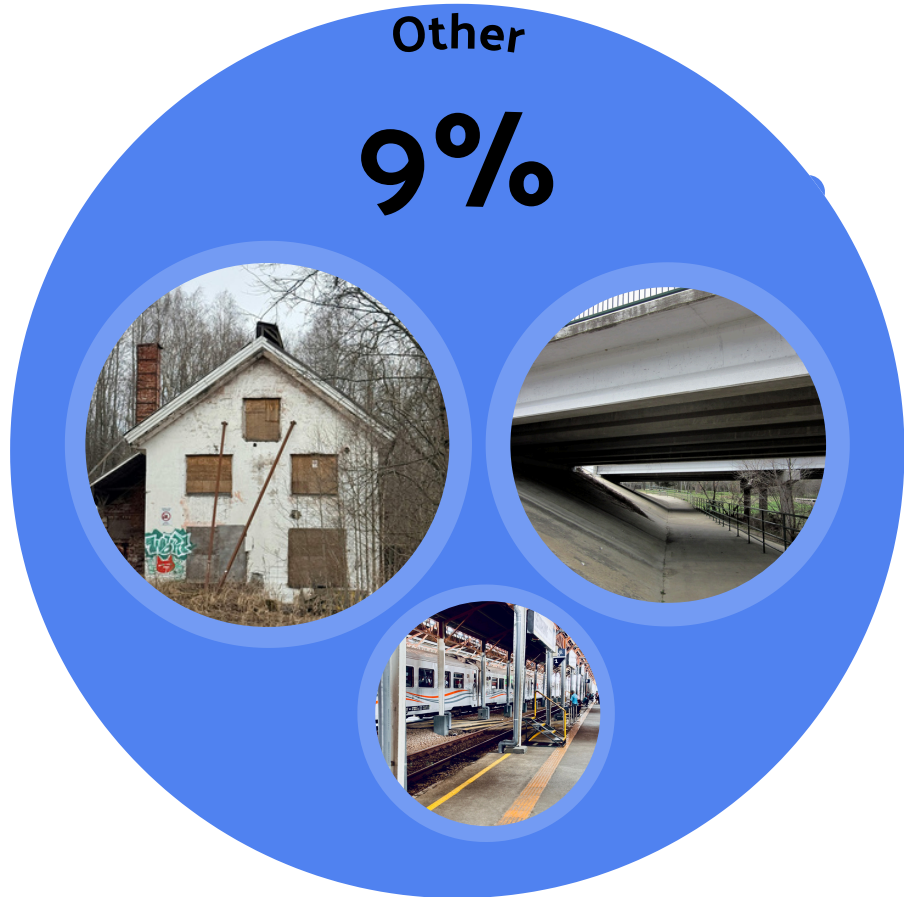
The data allows for self-reporting of more than one condition; some individuals may be represented in several data points.

Race and Ethnicity

Black individuals make up approximately **10%** of Denton County Residents (2020 Census), and account for almost **20%** of our unhoused population.



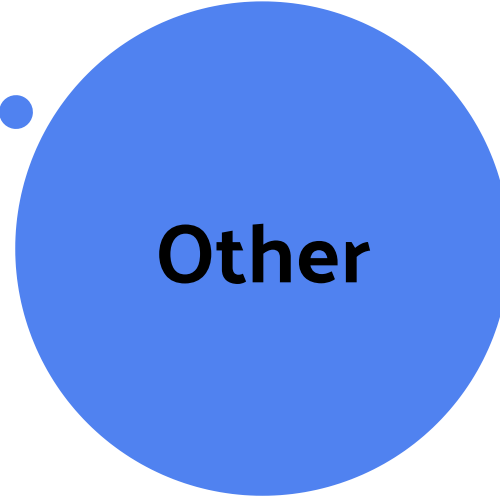
Where are you sleeping tonight? *(unsheltered)*



Abandoned Structure,
Overpass / Underpass,
Train / Bus Station



Encampment
38%



Parks
11%

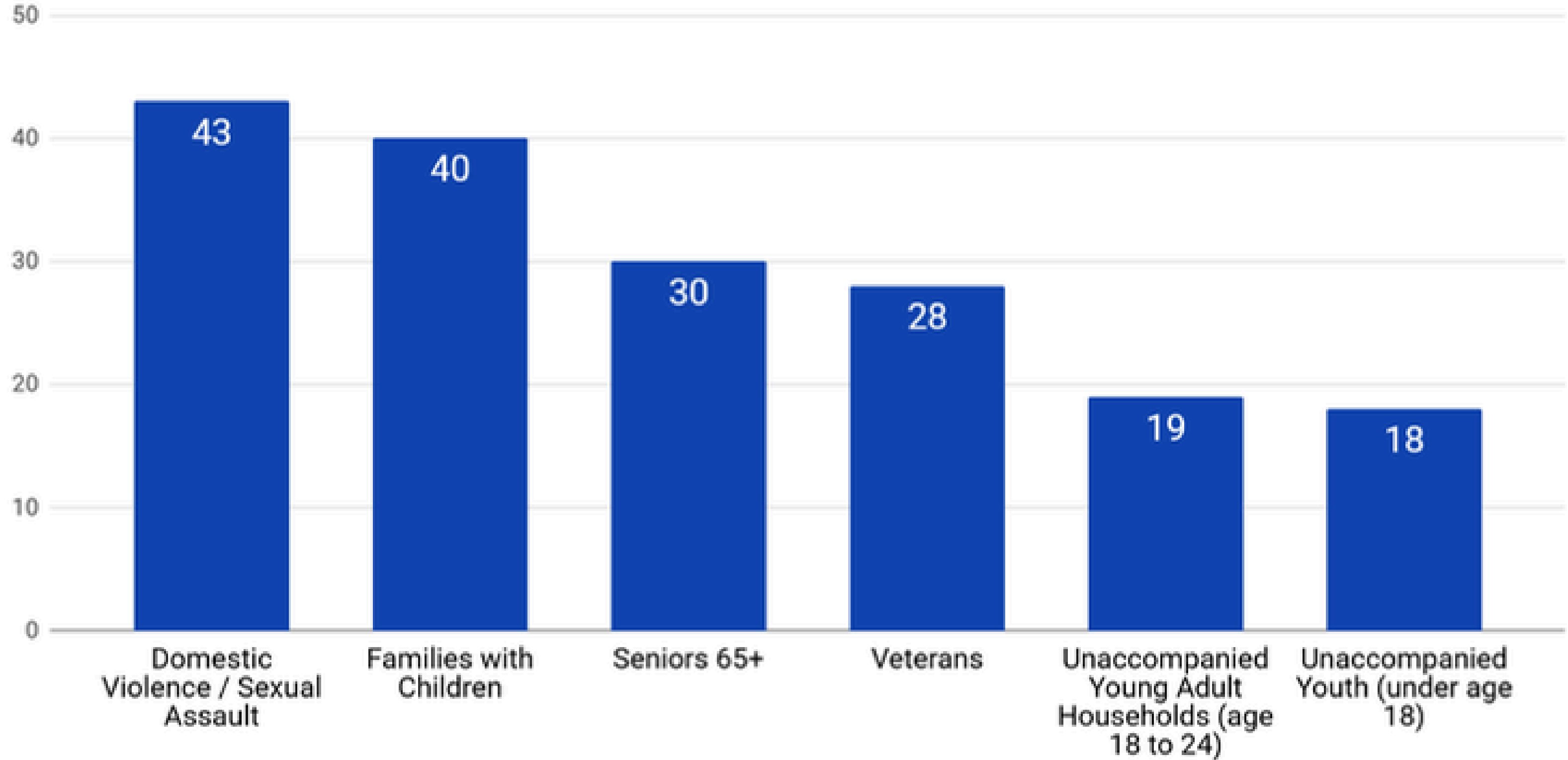


Streets or
Sidewalks
25%



Vehicle, Boat, RV
18%

Populations of Interest



*All minors were residing in a shelter at the time of the PIT Count

Groups with Largest Shifts Year - to - Year

Population	# in 2025	% in 2025		# in 2026	% in 2026
Children in Households	103	14.9%	↓	43	9.9%
Serious Mental Illness	89	12.9%	↑	97	22.4%
Veterans	24	3.5%	↑	28	6.5%
Unsheltered Households	282	40.8%	↑	259	59.8%

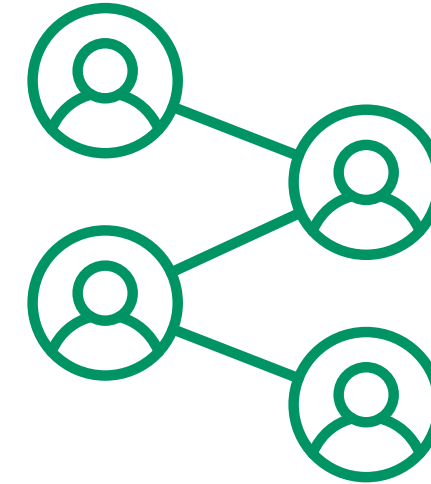
Impacts on Point in Time Count



SYSTEM IMPACTS

Public - Private Partnerships


- Increase in housing placements by 10.8% (2024-2025)
- Tenant Based Rental Assistance (TBRA) funding supported an increase in family housing placements
- Increase in landlords opening doors in Denton County, led to housing more neighbors



Diversion

- New funding to connect people to resources for services needed
 - Christian Community Action (CCA)
 - City of Denton

Limitations on Point in Time Count



PIT Day

- Inclement Weather
- New vs Returning Volunteers
 - Geographic coverage
 - Deployment of volunteers
- Transient populations
- Increase in observational surveys



Local, Regional

- Denton County Shelter Bed Count
- Local Policy and Practice Updates to adhere to State Legislation
- DART Silver line opens



Federal, State

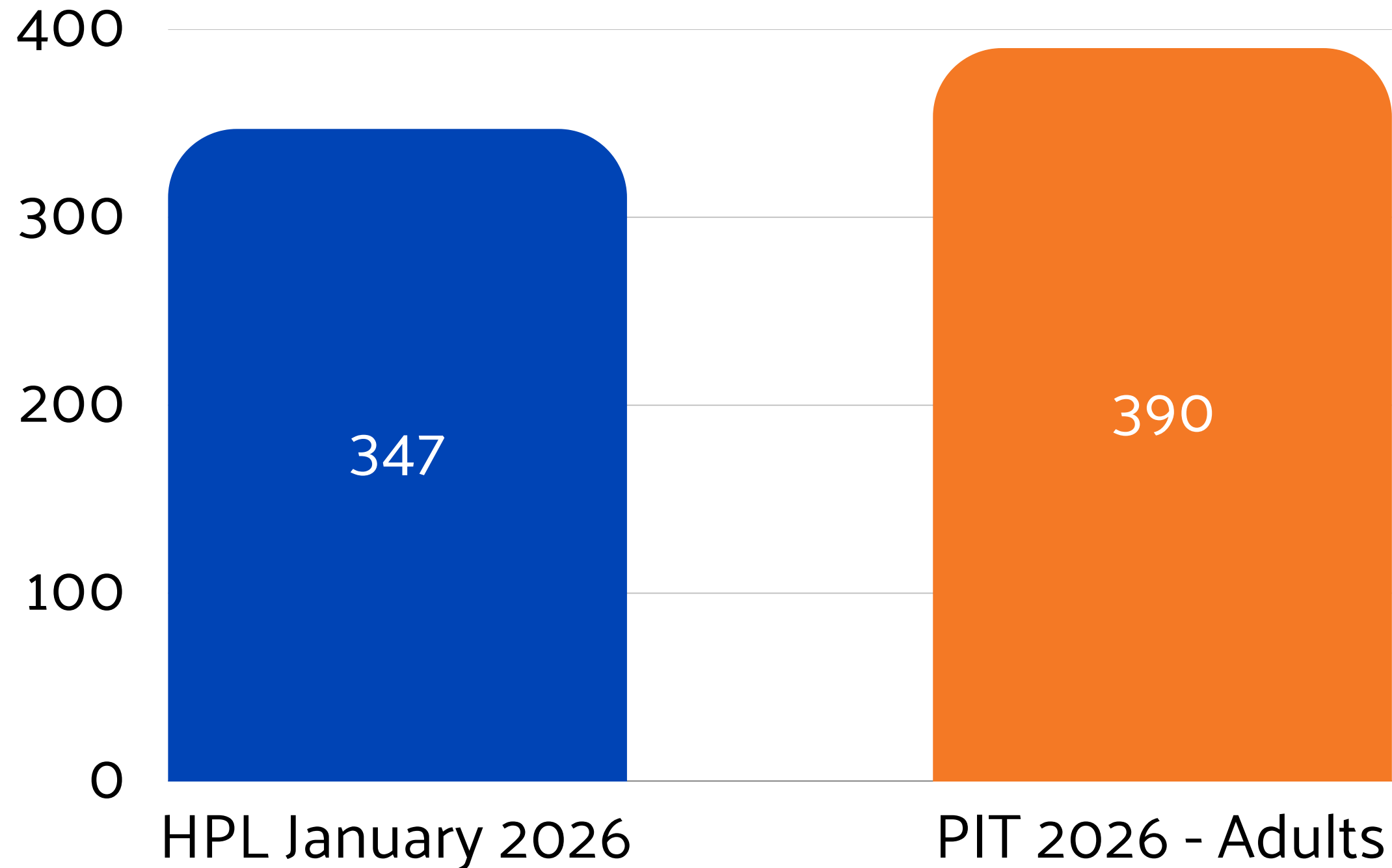
- **Sept 2021:** Texas Law HB 1925 - Statewide Camping Ban
- **July 2024:** Supreme Court ruling - Grants Pass vs. Johnson



DENTON COUNTY HOMELESSNESS IN REAL TIME



PIT and HPL Data Comparison - 2026

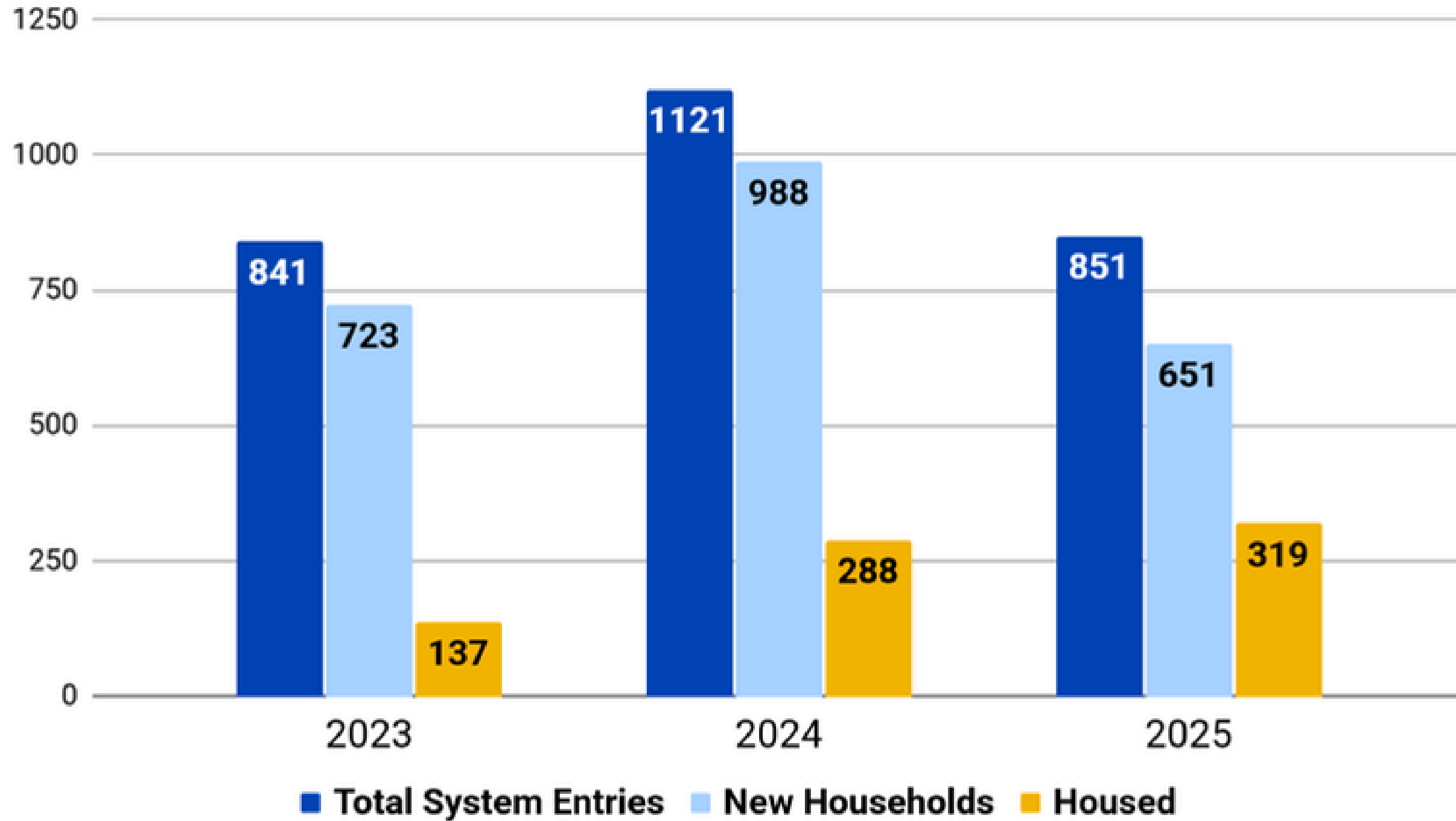


When children are removed from the 2026 PIT Count, the adult total aligns with the January 2026 HPL.

This is because the Housing Priority List (HPL) only includes adults who've been assessed and are actively engaged in services.

Children are counted in the PIT but not listed individually on the HPL.

System Trends



The number of successfully housed households more than doubled, from 137 in 2023 to 319 in 2025.

Improved Housing Rate: The housing rate improved from 16% in 2023 to 37% in 2025, reflecting greater placement effectiveness.

2023: Tenant Based Rental Assistance \$

2024: Housing Connectors + Improved Landlord Engagement Process

2025: Expanded Housing Connectors pilot + Increase in Landlords

Evaluation of Local System Performance

REDUCE RETURNS TO HOMELESSNESS		REDUCE NUMBER OF HOUSEHOLDS EXPERIENCING HOMELESSNESS		REDUCE THE NUMBER OF PEOPLE EXPERIENCING HOMELESSNESS FOR THE FIRST TIME		REDUCE THE LENGTH OF TIME EXPERIENCING HOMELESSNESS (USING AVERAGE)	
JAN. 2025	JAN. 2026	JAN. 2025	JAN. 2026	JAN. 2025	JAN. 2026	JAN. 2025	JAN. 2026
7	0	580	347	11	15	292	286

OTHER SYSTEM PERFORMANCE MEASURES:

- Increase income of households experiencing homelessness
- Increase access to housing through a variety of housing options
- Expand outreach efforts to identify vulnerable populations

1,607

HOUSEHOLDS

have successfully
secured stable housing
through the Housing
Crisis Response System

From June 2018 to March 2026



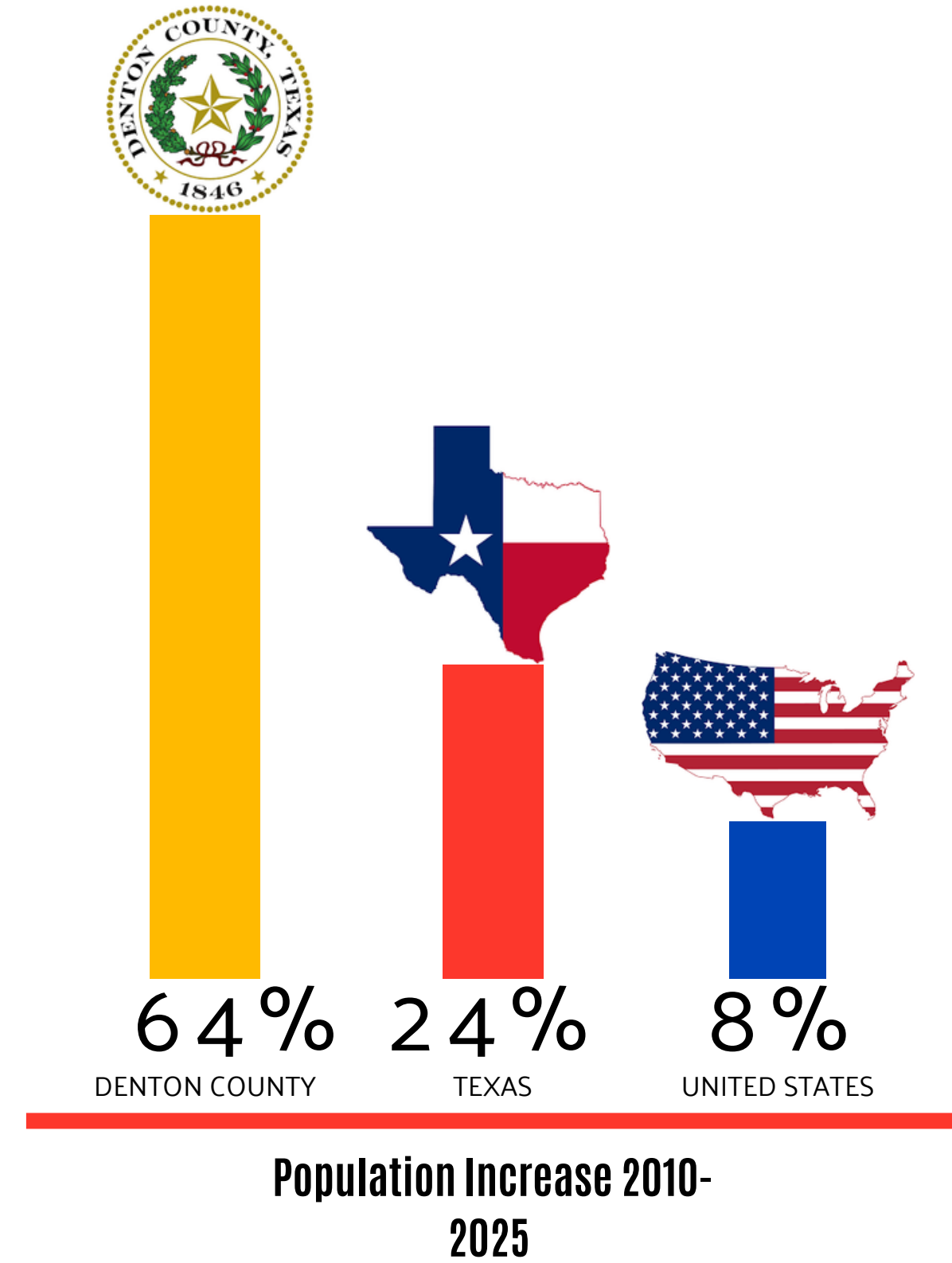
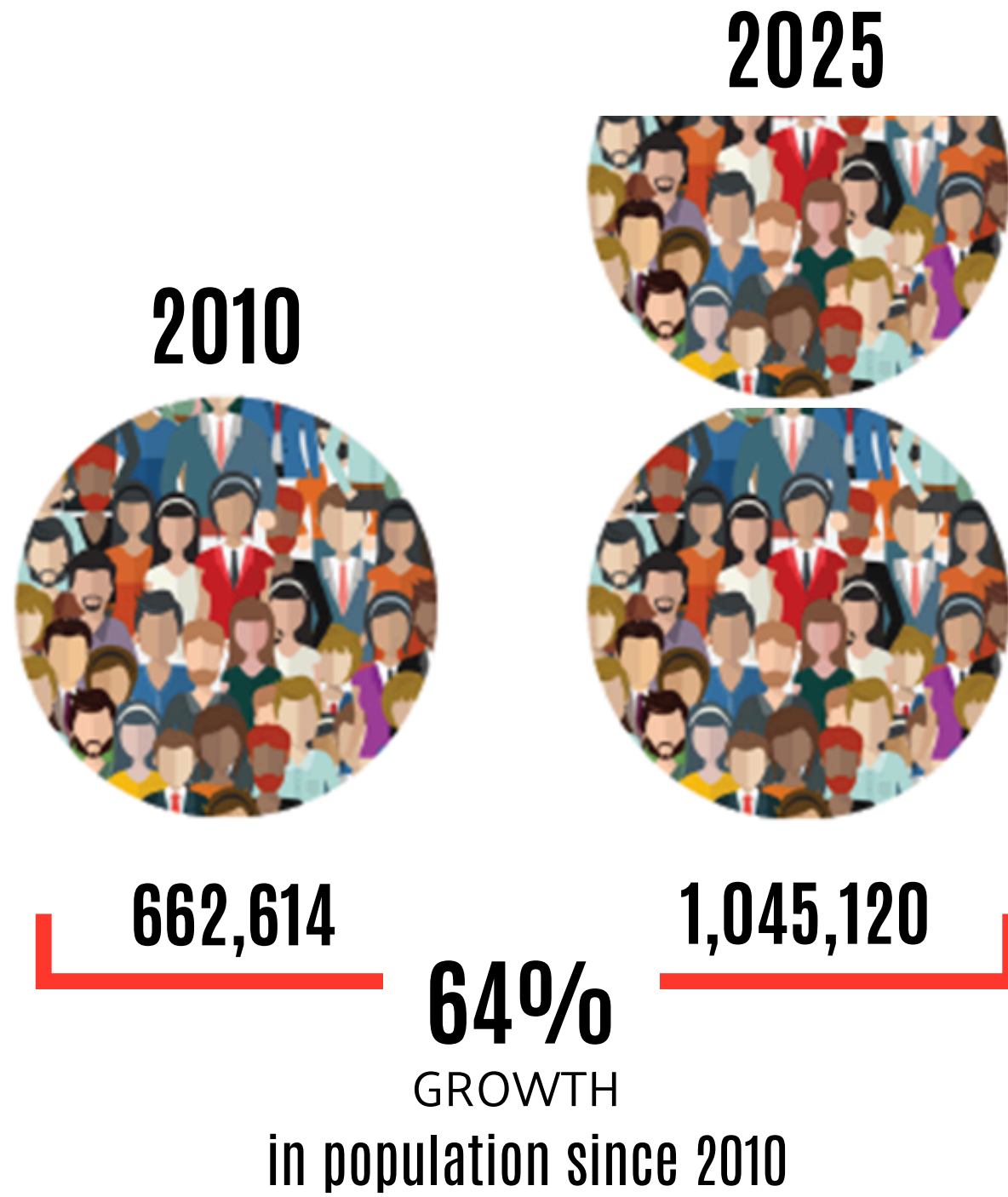
2026 State of Homelessness Address



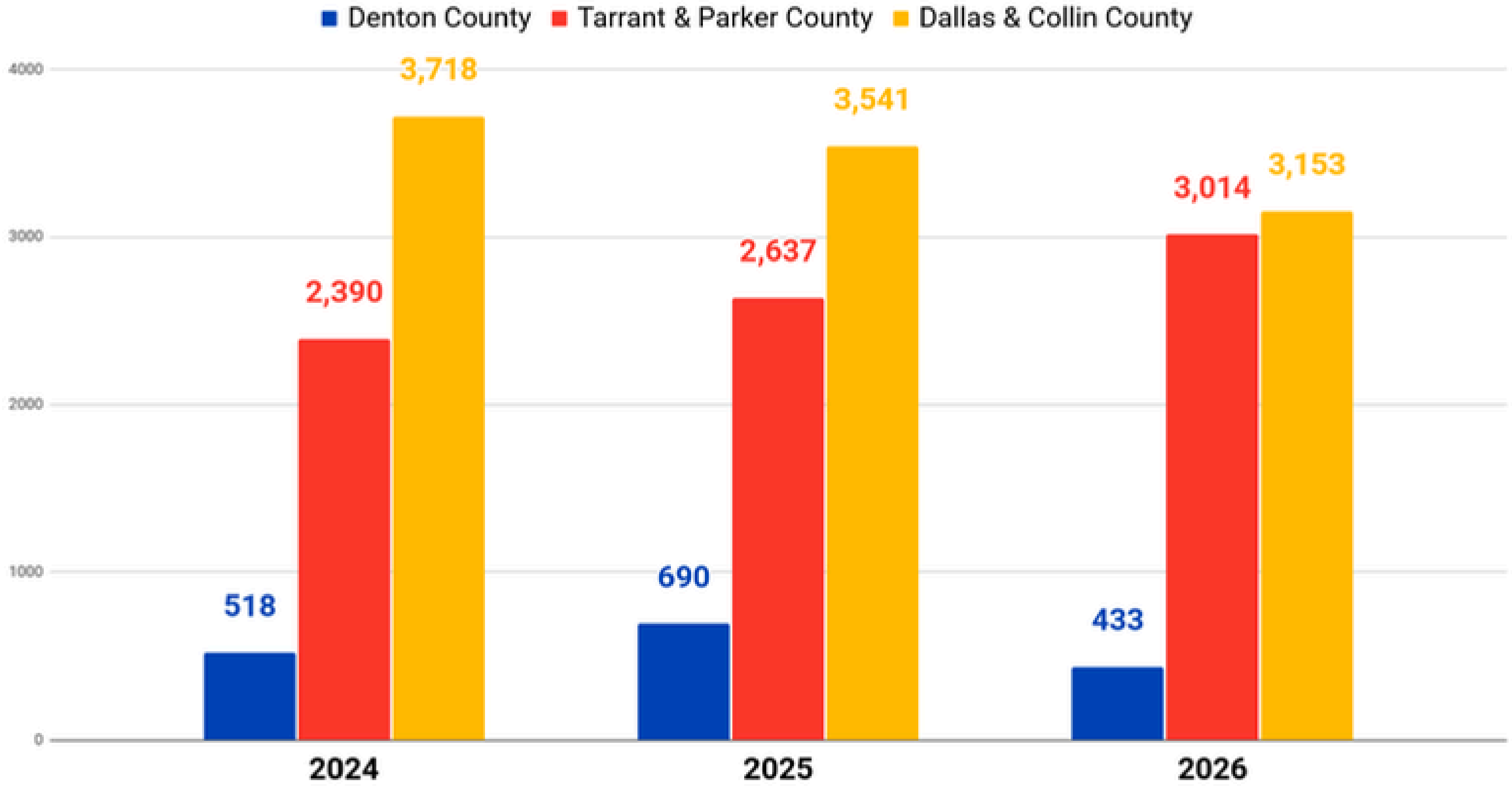
DENTON COUNTY IN COMPARISON



Denton County: A Growing Community



County to County: A look around us



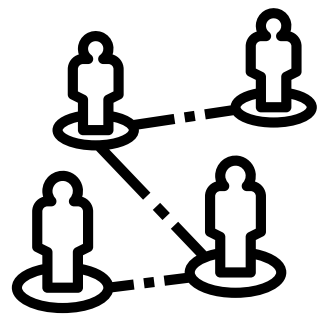
DENTON COUNTY
HOUSING & HOMELESSNESS
LEADERSHIP TEAM
IN PARTNERSHIP WITH
United Way of Denton County

OUR STRATEGIC PATH FORWARD



Strategic Plan for Reducing Homelessness

Community Wide Goals for Measurable Impacts 2026-2028




Diversion & Prevention

Expand efforts to divert & prevent homelessness



Housing Response

Improve Effectiveness of Housing Crisis Response System



Engage & Collaborate

Create & implement a detailed advocacy plan



Housing Supports

Scale housing & supports that meet demand

GOVERNMENT



Denton Housing Authority

EDUCATION



DENTON COUNTY HOUSING & HOMELESSNESS LEADERSHIP TEAM

BUSINESS



IN PARTNERSHIP WITH

United Way of Denton County



NONPROFIT



Denton County Friends of the Family



LAYING THE GROUNDWORK

- **2001 - 2018:** Denton County Homeless Coalition is an independent community group
- **2019:** Becomes workgroup under Denton County Housing & Homelessness Leadership Team (DCHHLT)
- **2023 - 2024:** Committees under Coalition begin forming, strengthening system needs
- **2025:** Coalition Exploration Committee reviews interest and feasibility of becoming an independent nonprofit. Coalition members vote to move forward & support from DCHHLT provided. To focus on continuing or filling gaps in:


COMMUNITY EDUCATION



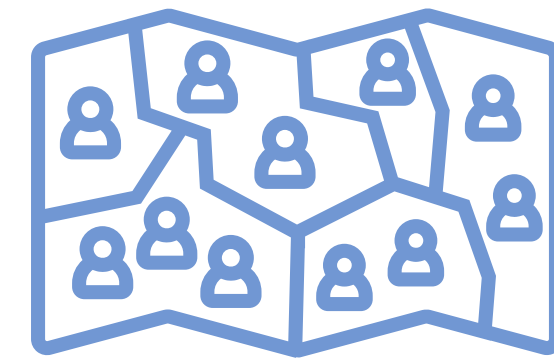
ADVOCACY



BARRIERS FUND



PIT COUNT



- **2026:** Creation, formalization, and launch!


DESIGNING OUR NEXT CHAPTER

MISSION:

Seeks to collaboratively lead and coordinate efforts that prevent homelessness, increase housing stabilization, and make homelessness rare, brief, and non-recurring in Denton County through advocacy, resource mobilization, and community engagement.

VISION:

To build a unified, informed, and compassionate community that ensures all Denton County residents have the resources and support they need to achieve stable housing and long-term wellbeing.



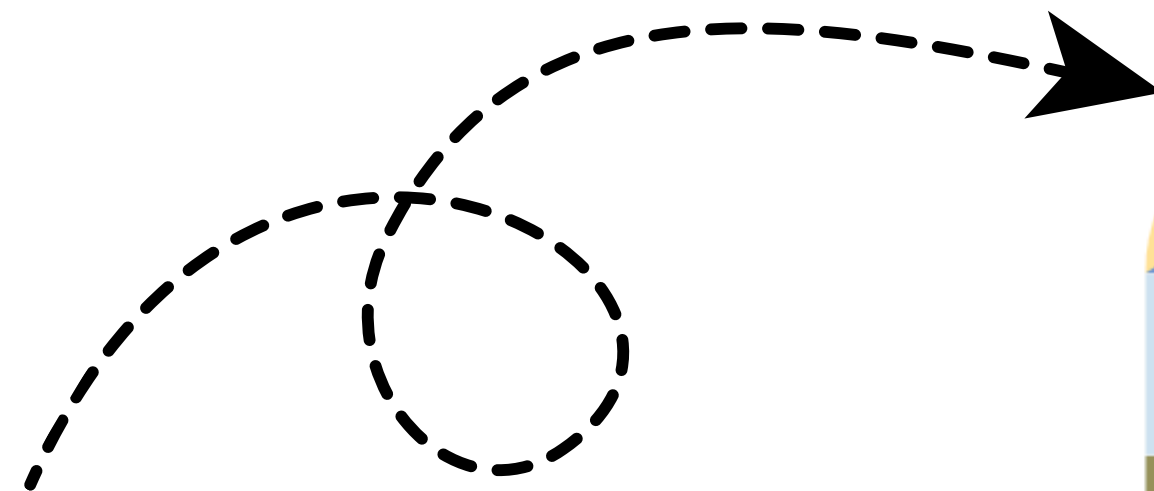
DESIGNING OUR NEXT CHAPTER

MISSION:

Seeks to collaboratively lead and coordinate efforts that prevent homelessness, increase housing stabilization, and make homelessness rare, brief, and non-recurring in Denton County through advocacy, resource mobilization, and community engagement.

VISION:

To build a unified, informed, and compassionate community that ensures all Denton County residents have the resources and support they need to achieve stable housing and long-term wellbeing.



THE
**PATH
HOME**

THE PATH WE WALK TOGETHER



ADVOCATE

Homelessness



Speak to your representatives about potential impacts of budget and/or program recommendations for FY 2027 CoC Funding - impacting 100+ Denton County residents housed currently



Family Stability



Extend & expand shelter access for families



Organize new efforts and funding to divert new households entering homelessness



Expand access and funding to subsidized childcare seats locally

Tiers of Involvement



- Local



- State



- Federal



Employment & Workforce



Increase in Second Chance Employers



Creating and maintaining attainable housing



Support Workforce Innovation and Opportunity Act funding (WIOA)

Medical & Mental Health Care




Protect access to Medicaid




Champion Denton County's potential Jail Diversion Mental Health unit to local representatives for potential funding and support



VOLUNTEER



Event Heroes Wanted! Plan & raise funds for impactful causes. Share your skills in event planning & fundraising.



Be a Volunteer Connector! Help us match passionate people with the causes they care about. Volunteer for coordination & recruitment.



Contribute to Daily Needs! Connect to one of our local agencies to see what gaps they have that you could fit right in to (serving food, sorting donations, data clean up, etc.) - something for everyone!

Our Agencies Need You!

Connect to local opportunities



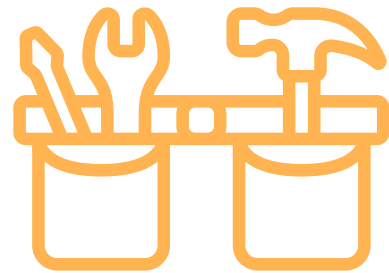
Support Housing

113,000 Households live paycheck to paycheck and are at-risk of losing housing in Denton County.

Your support helps people **maintain and obtain** stable housing!



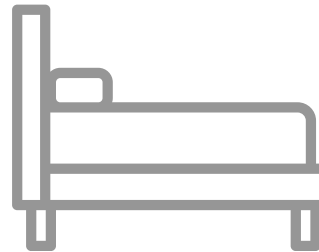
\$25
Critical Documents



\$50
Job tools



\$150
Bus ticket



\$300
Household items



\$800
Month of rent

Denton County Homeless Coalition Fund Impact

HOMELESSNESS BARRIERS FUND IMPACT



845 HOUSEHOLDS ASSISTED



AVERAGE REQUEST COST: \$602.39



**THE
PATH
HOME**



GOVERNMENT



VA U.S. Department of Veterans Affairs



OTHER



NON PROFIT



Thank you to our 2026 PIT Count Community Contributors

EDUCATION



Thank you to our 2026 State of Homelessness Address Sponsors!

GOLD

Art & Kathy

Smuck

SILVER

