




2024 DENTON COUNTY STATE OF HOMELESSNESS


A Collective Impact Project
of





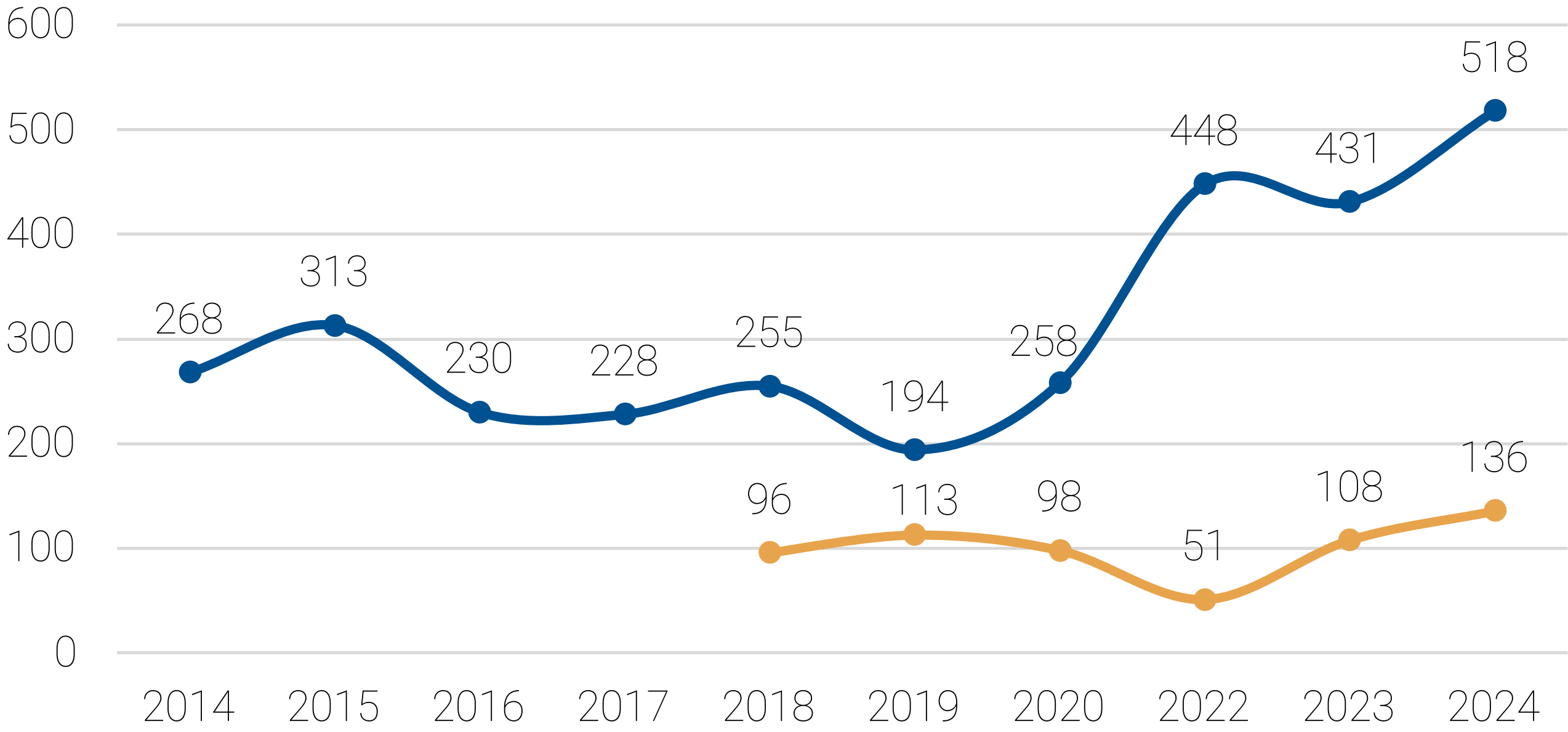
WHERE WE ARE TODAY

POINT-IN-TIME COUNT DATA



A Decade of Data: Point-in-Time Count Through the Years

● Total Unhoused ● Volunteers



2024:
1,006,492 population

2024:
PIT change: +87 person increase (20%)

DC Pop. 752,355

*In 2021, only a shelter count was conducted due to COVID-19. The sheltered total was 176.

DC Pop. 906,422

Point-in-Time Count Data Totals

Unsheltered:

Denton County cities: Carrollton, Denton, Frisco, Lewisville, Roanoke, The Colony

Sheltered:


Our Daily Bread (**Adults**)
Salvation Army (**Adults + 2 Family Rooms**)
Denton County Friends of the Family (**Domestic Violence/Sexual Assault survivors & children**)
Journey to Dream (**Teens: 14-19 years**)




235
Unsheltered



283
Sheltered

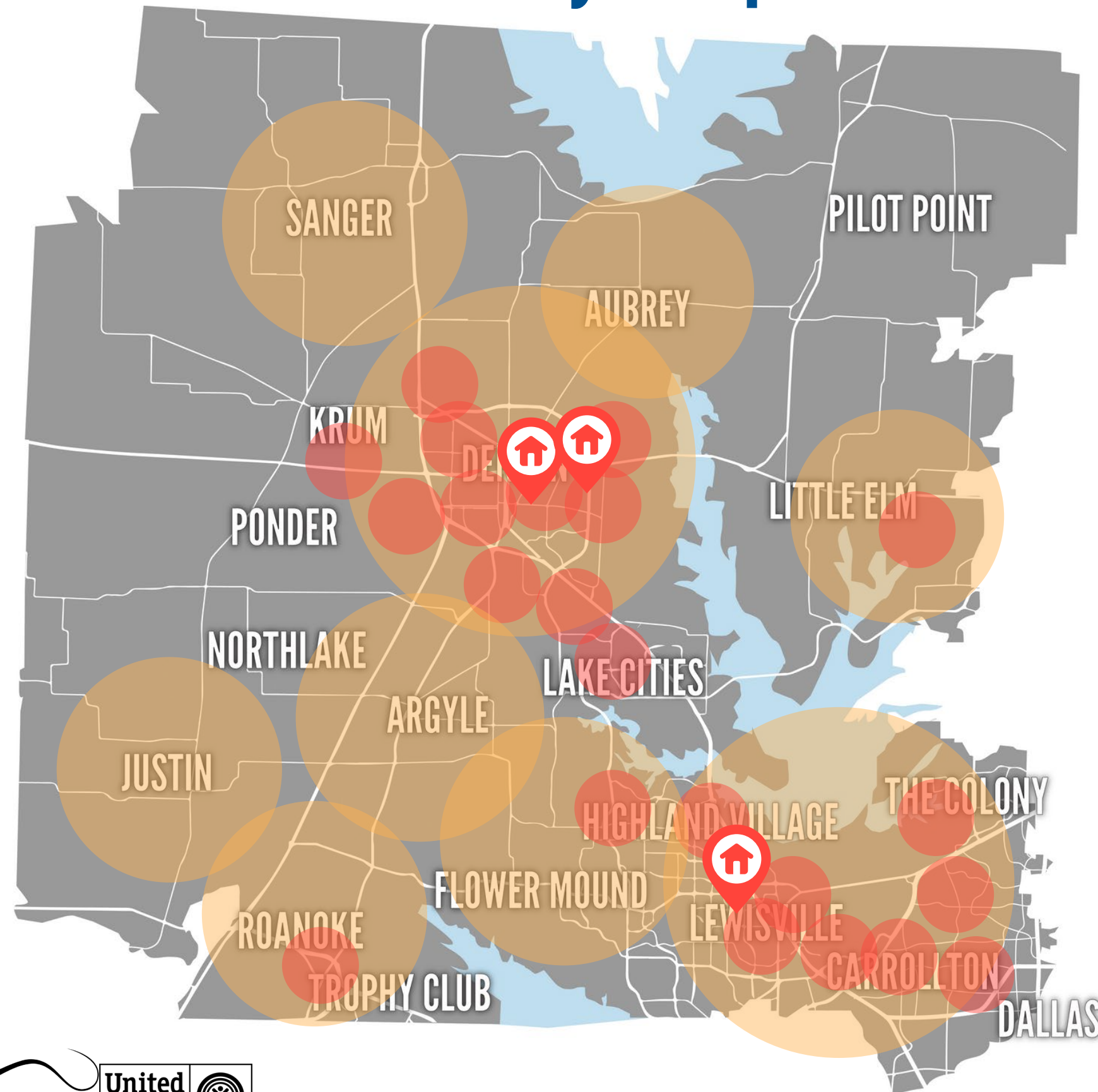


457
Adults




61
Children


Point-in-Time Count Survey Hotspots



136 Registered Volunteers



Known areas that experience homelessness



PIT Surveys completed

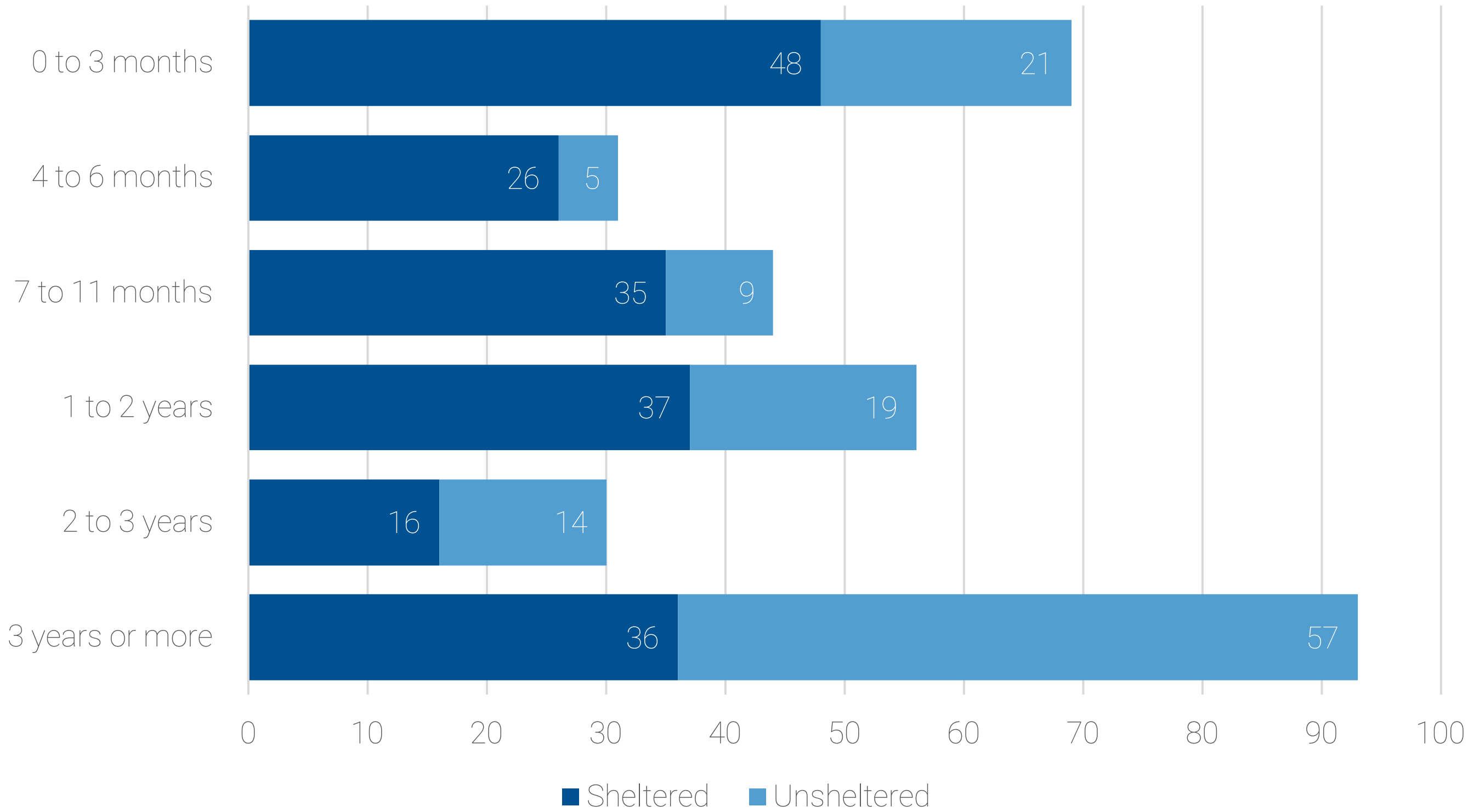
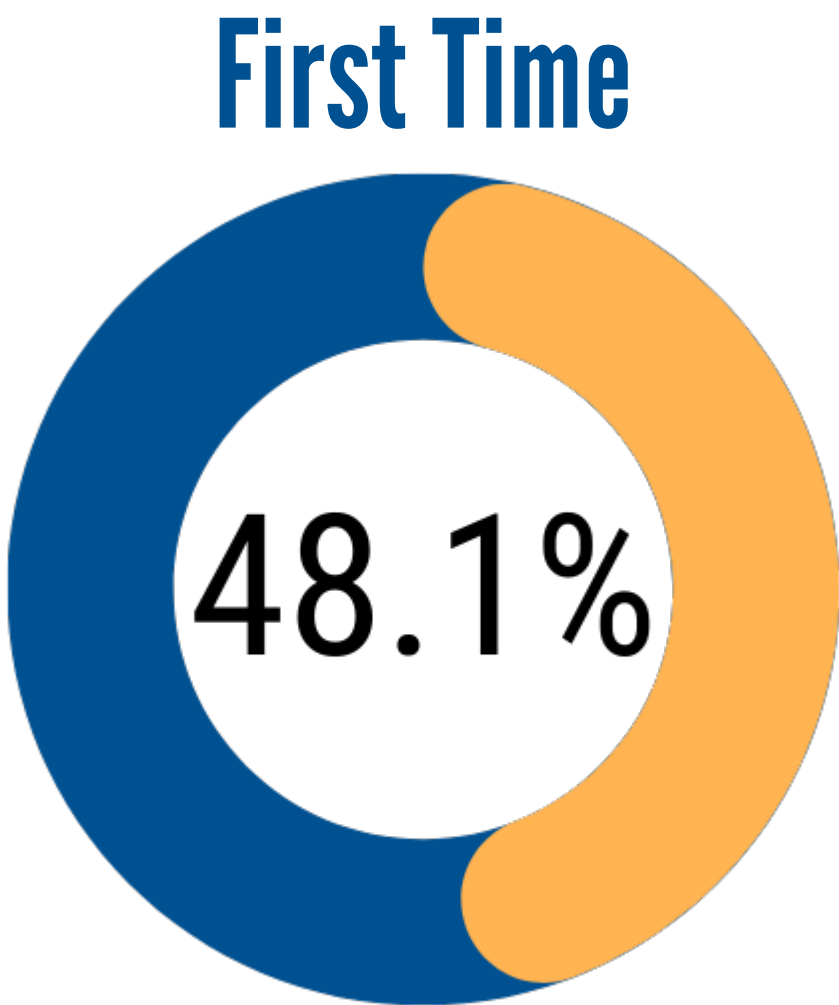


Emergency Shelter

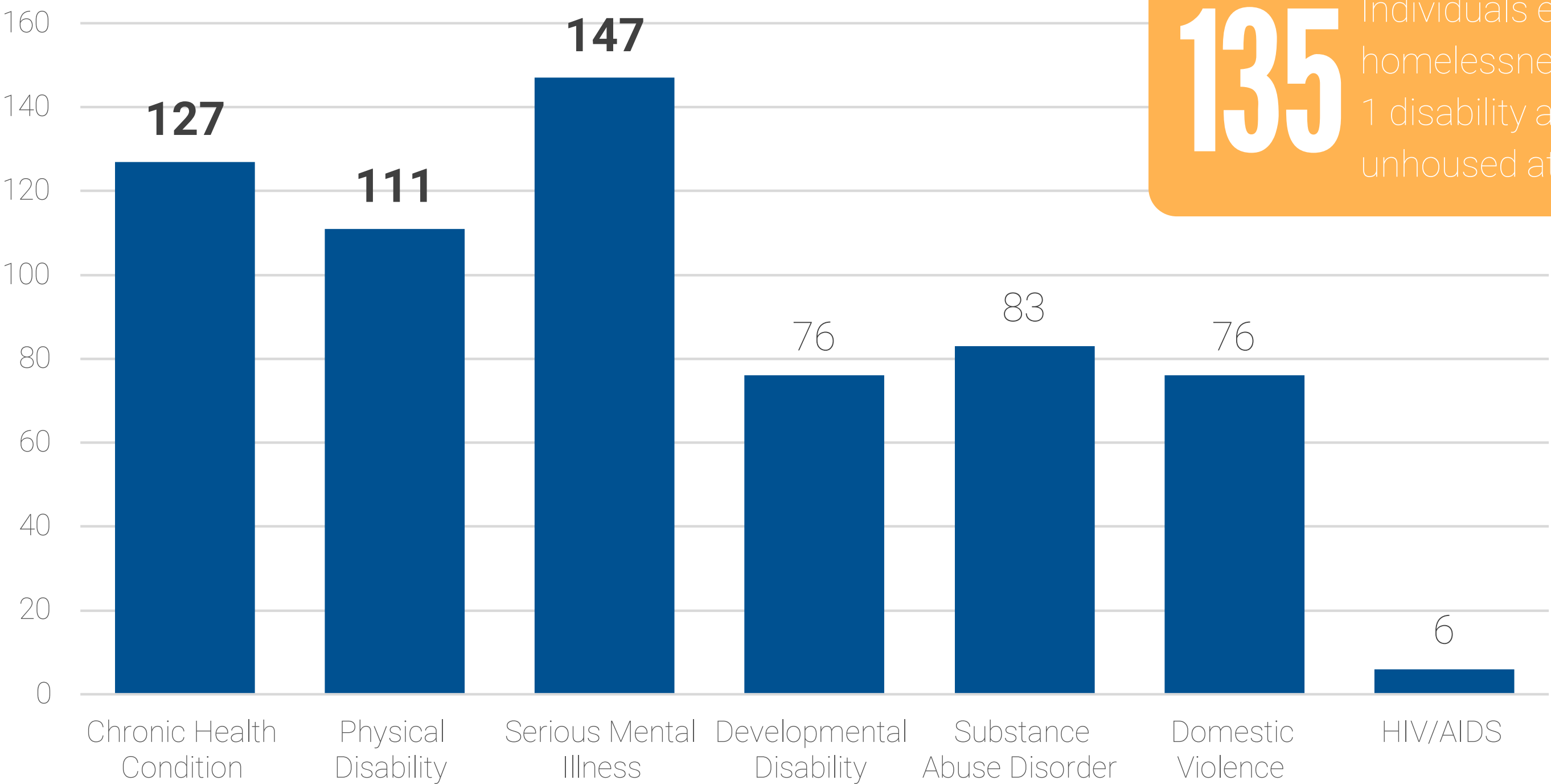
Point-in-Time Count by Zip Code

Zip Code	2024
75007 (Carrollton)	5
75010 (Carrollton)	1
75028 (Flower Mound)	
75033 (Frisco)	2
75034 (Frisco)	
75056 (The Colony)	1
75057 (Lewisville)	8
75067 (Lewisville)	46
75077 (Lewisville)	24
75287 (Dallas)	4
76201 (Denton)	40
76205 (Denton)	120
76207 (Denton)	17
76208 (Denton)	52
76209 (Denton)	187
76210 (Denton)	6
76249 (Denton)	2
76262 (Roanoke)	3
76266 (Sanger)	
Grand Total	518

Frequency and Length of Experience



Point-in-Time Disabilities & Chronicity



135 Individuals experiencing chronic homelessness. They have at least 1 disability and have been unhoused at least a year.

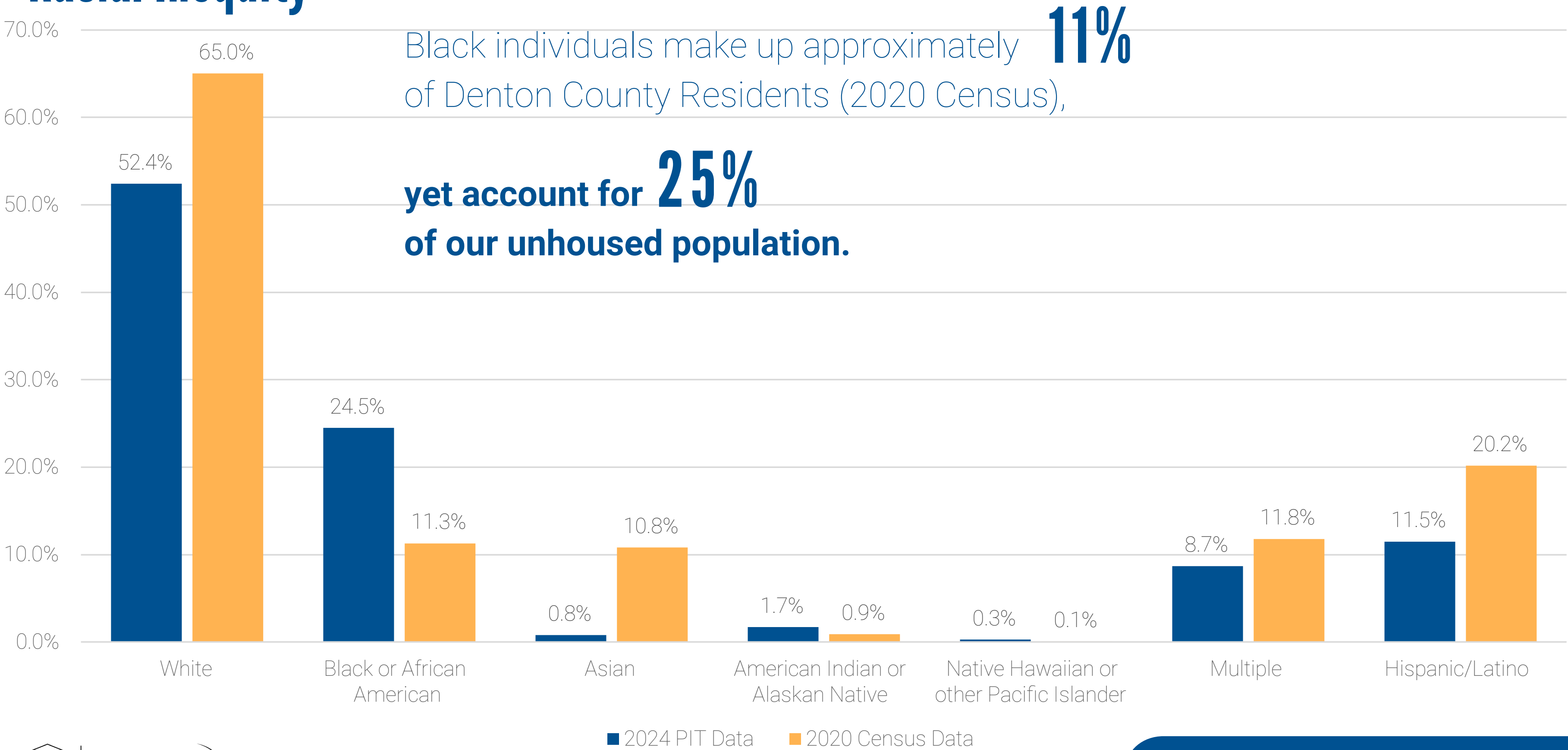
55% Report 1 or more

41% Report 2 or more

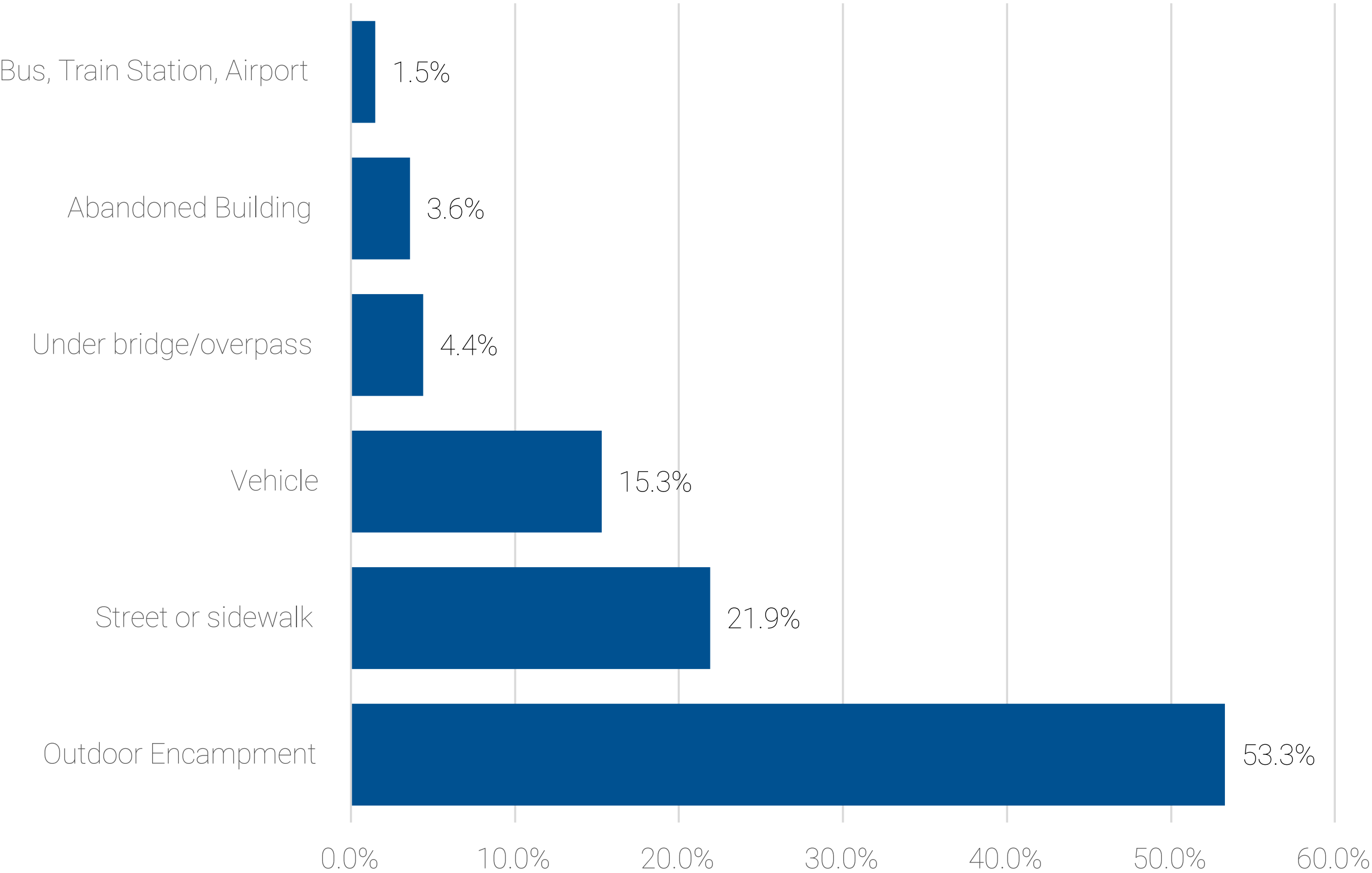
22% Report 3 or more

The data allows for self-reporting of more than one condition; some individuals may be represented in several data points.

Racial Inequity



Where are you sleeping tonight?



Changes in Point-in-Time Count Special Populations

Population	2023	2024	Change	% change
Adults 18-24	20	27	7	35%
Adults 25-34	75	106	31	41%
Adults 55+	106	99	-7	-7%
Identify as LGBTQ+	26	42	16	62%
Veterans	29	26	-3	-10%
Families	14	27	13	93%
Victims of Domestic Violence/Sexual Assault	64	76	12	19%

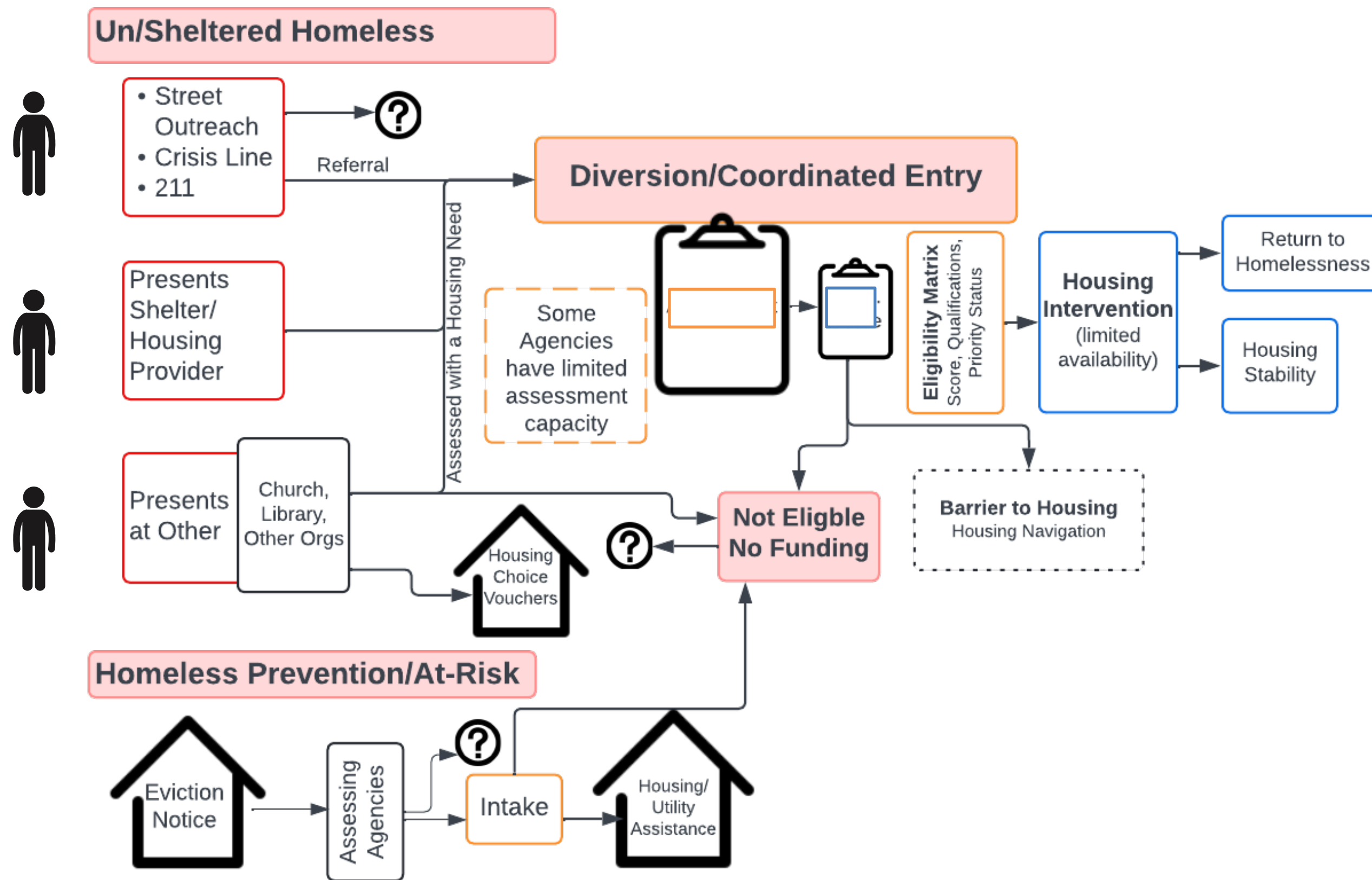


WHERE WE ALIGN

HOMELESSNESS IN REAL TIME



Housing Crisis Response System



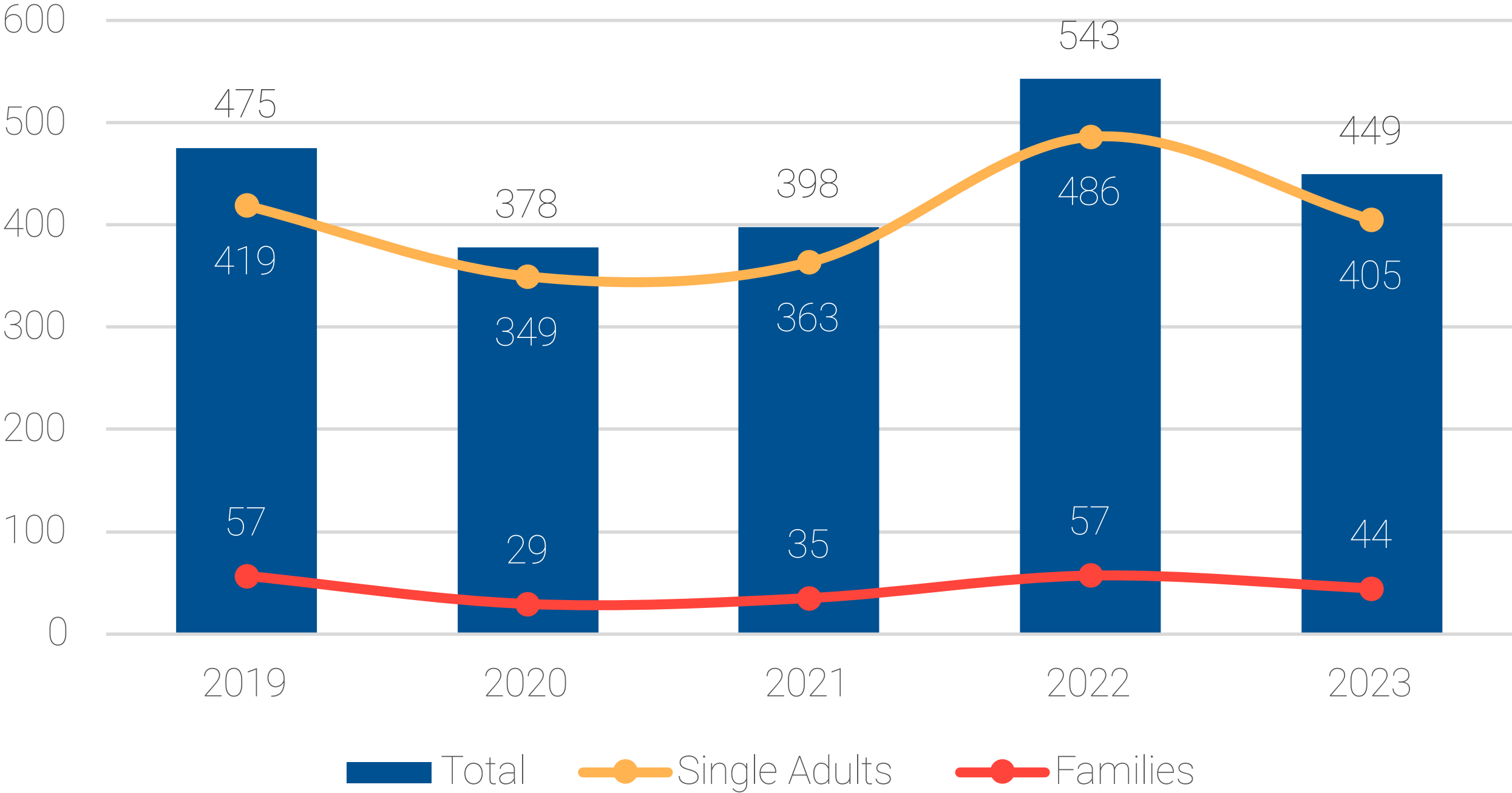
Agencies:

Christian Community Action
Denton County Friends of the Family
Giving Grace
Journey to Dream
Denton County MHMR
Our Daily Bread
The Salvation Army
Denton Housing Authority

Terms:

Denton Housing Authority
Nonprofit Organization
Coordinated Entry
Housing Priority List
Permanent Supportive Housing
Rapid Rehousing
Supportive Housing
Emergency Shelter
Other Permanent Housing

Denton County Data Dashboard, 2019-2023



Annual average represented for each year.

A **real-time data dashboard** tracks who is actively accessing services within the Housing Crisis Response System.

Offering a more dynamic and monthly view of homelessness in Denton County.

983

INDIVIDUALS

have moved through the
Housing Crisis Response
System to be successfully
housed in the last 7 years.





OUR PATH FORWARD

STRATEGIC PLAN



Strategic Plan for Reducing Homelessness

Community Wide Goals for Measurable Impacts 2023-2025



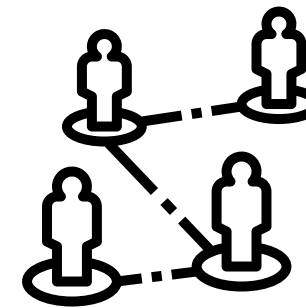
Housing Supports

Scale housing and supports that meet demand




Housing Response

Improve Effectiveness of Housing Crisis Response System



Diversion & Prevention

Expand efforts to divert and prevent homelessness



Engage & Collaborate

Create & implement a detailed advocacy plan

GOVERNMENT



DENTON COUNTY
TRANSPORTATION
AUTHORITY



Denton Housing Authority



BUSINESS



DENTON COUNTY HOUSING & HOMELESSNESS LEADERSHIP TEAM

IN PARTNERSHIP WITH


United Way of Denton County

EDUCATION



NONPROFIT






DENTON COUNTY
HOMELESS
COALITION

HOW YOU CAN HELP


VOLUNTEER



Event Heroes Wanted! Plan & raise funds for impactful causes. Share your skills in event planning & fundraising.




Spread the Word! Educate & raise awareness for important issues. Volunteer your time for impactful outreach.



Be a Volunteer Connector! Help us match passionate people with the causes they care about. Volunteer for coordination & recruitment.

**Our Agencies Need You!
Scan to connect to local opportunities**



DONATE TODAY

113,000 Households live paycheck to paycheck and are at-risk of losing housing in Denton County.

Your support helps people **maintain and obtain** stable housing!



\$25
Critical Documents



\$50
Job tools



\$75
New housing basic needs



\$150
Bus ticket



\$300
Healthcare necessities


Denton County Homeless Coalition Fund Impact



645 HOUSEHOLDS ASSISTED



AVERAGE REQUEST COST: \$604.85






DENTON COUNTY
HOMELESS
COALITION






ADVOCATE




General Homelessness

-  Increase in financial support for local nonprofits and current programs
-  Protection against criminalizing homelessness (Johnson vs. Grants Pass Supreme Court)
-  Creating and maintaining attainable housing




Family Stability

-  Extend & expand shelter access for families
-  Organize new efforts and funding to divert new households entering homelessness
-  Support H.R. 7024 - Tax Relief for American Families and Workers Act

Employment & Workforce

-  Increase in Second Chance Employers
-  Expand apprenticeship options across Denton County
-  Promote low cost or free certification courses

Medical & Mental Health Care

-  Expand access to Medicaid
-  Initiate Extended Observation Unit and Respite Care
-  Increase in medical providers accepting Medicaid and offering indigent services.

Tiers of Involvement



- Local



- State



- Federal

