

2023 DENTON COUNTY HOMELESSNESS DATA REPORT

April 2023



AGENDA

- Denton County's Collaborative Approach to Homelessness Solutions
- Local Homelessness Data
- 2023 Point in Time (PIT) Count Results
- Community Analysis & Findings



OUR COLLABORATIVE APPROACH

The United Way of Denton County is proud to partner with local governments, businesses, healthcare providers and nonprofits **to make homelessness rare, brief and non-recurring** in our community. As backbone support to the Denton County Homelessness Leadership Team, the United Way of Denton County assists with the implementation of a county-wide strategic plan to end homelessness.

The Denton County Homeless Coalition, a working group of the Denton County Homelessness Leadership Team, partners with the Texas Homeless Network to fulfill federal guidelines and promote resource and information sharing.



*2023 Denton County
Homelessness Data Report*



DENTON COUNTY
**HOMELESSNESS
 LEADERSHIP TEAM**

IN PARTNERSHIP WITH
United Way of Denton County



2023 Denton County
 Homelessness Data Report

OUR COLLABORATIVE APPROACH

The **Housing Crisis Response System** is a network of agencies working together to prevent homelessness and rapidly return people who are experiencing homelessness to stable housing. Agencies create a cohesive system of Diversion, Street Outreach, Shelter, Coordinated Entry, & Housing to comprehensively serve the community. This system is supported by the local governments, businesses, healthcare providers and nonprofits which make up the Denton County Homelessness Leadership Team.

Agencies participating in Denton County's Housing Crisis Response System are:

- Christian Community Action
- Denton County MHMR
- Denton County Veteran Service Office
- Denton County Friends of the Family
- Giving Grace
- Interfaith Ministries
- Metrocrest Services
- Next Steps - The Colony
- Our Daily Bread
- Recovery Resource Council
- Salvation Army of Denton
- Salvation Army of Lewisville
- United Way of Denton County



*2023 Denton County
Homelessness Data Report*

LOCAL HOMELESSNESS DATA

The **Denton County Homelessness Data Dashboard** is made possible through the collaboration of nonprofit partners in Denton County to uniformly identify, assess and prioritize our neighbors experiencing homelessness for available housing resources. The use of shared processes and a shared database allow us to analyze and improve Denton County's Housing Crisis Response System. The dashboard is updated with monthly data throughout the year to make it as real time as possible.



HOMELESSNESS DATA IN DENTON COUNTY

HOW TO USE THIS DASHBOARD

We have included definitions and explanations of data throughout this dashboard. You can scroll through and hover over charts for more information. Look for the orange text for more helpful tips. Hover over the blue circles with question marks for important information (click proceed to access).

Total Number of Households Experiencing Literal Homelessness

Date	Actively Homeless	Vulnerable	Chronically Homeless	Rising Domestic Violence
Mar 31, 2023	352	30	146	24
Feb 28, 2023	313	25	126	17
Jan 31, 2023	334	26	135	20

Scroll through the box above to view data for previous months.

The above data reflects the total number of households experiencing literal homelessness in Denton County and makes up the Denton County Housing Priority List. The Housing Priority List (HPL) is a list of all households experiencing homelessness in Denton County that have completed a Coordinated Entry (CE) housing assessment. CE is the system and process that ensures people experiencing homelessness are quickly identified, assessed and referred to housing assistance and supportive services that promote housing stability. Denton County service providers use the HPL to quickly identify and prioritize households experiencing homelessness for limited housing assistance resources based on their level of need and special population status.

Significant decreases in actively homeless households in one month are often a result of data cleanup, which allows service providers to more accurately identify households in need of assistance. Households are classified as inactive due to inactivity with any Denton County service provider participating in HPLIS and/or CE for greater than 90 days. For any other questions about the data displayed on this dashboard, please contact Lela Atkinson at Lela@UnitedWayDenton.org

There was a significant decrease in the total active homeless number between December 2020 and January 2021 because individuals who had not had contact with agencies in the community within the last 90 days were moved to inactive. The number of households moved to inactive was significant because this process had been out on hold after April 2020 due to the pandemic and has now been reinstated to maintain data accuracy.

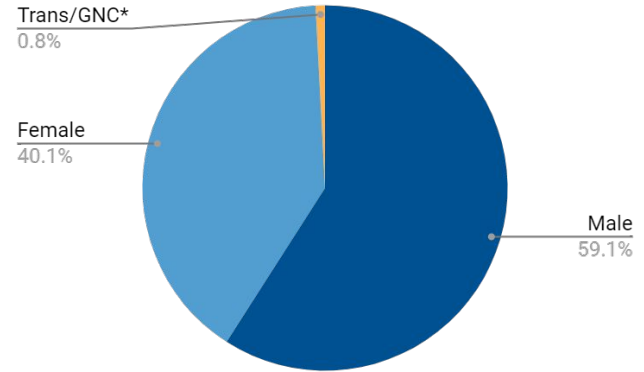
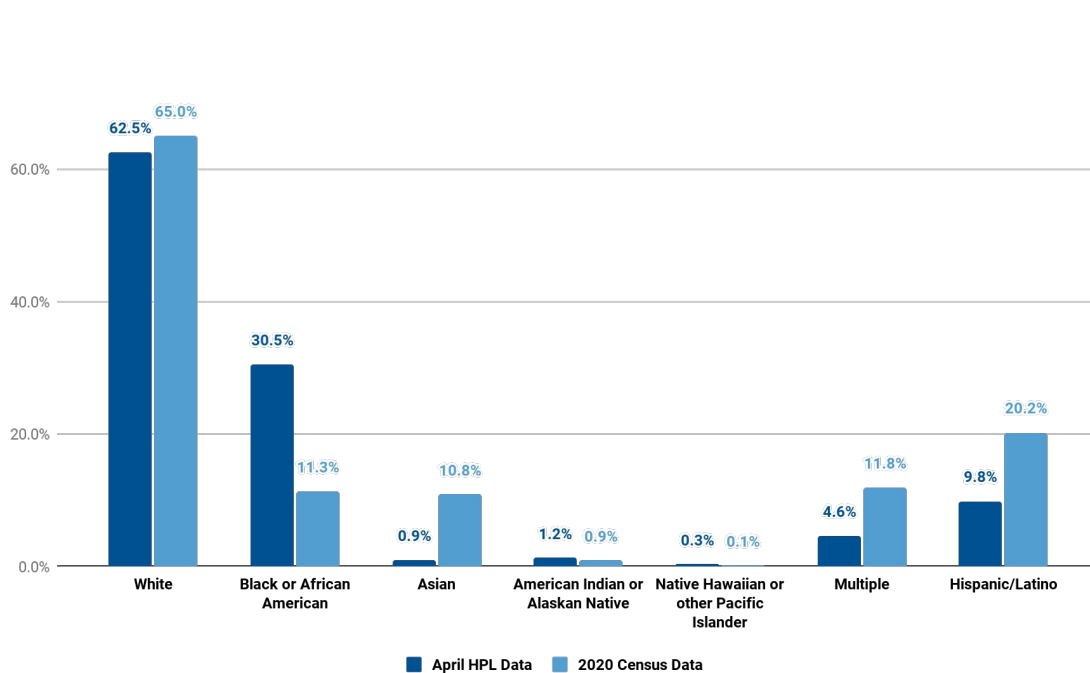
Denton County Housing Intervention Need
as of March 31st, 2023



2023 Denton County
Homelessness Data Report

DENTON COUNTY HOMELESSNESS DATA DASHBOARD

Demographic Data from 2023 April Housing Priority List (HPL)



Black & African American households are disproportionately impacted by homelessness. While Black/African American households make up approximately 11% of Denton County Residents (2020 Census) they account for 31% of households represented on the Denton County Homelessness data Dashboard.

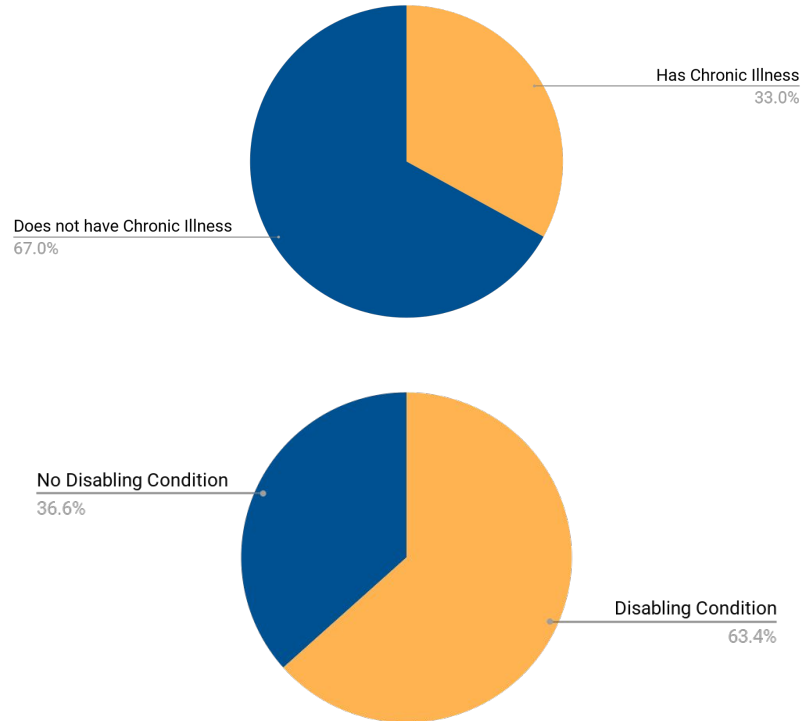
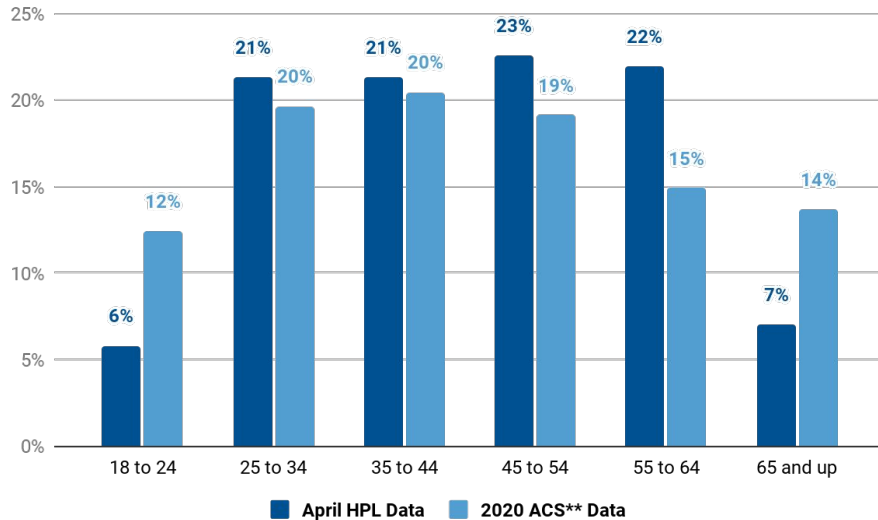


2023 Denton County Homelessness Data Report

*Trans/GNC - Transgender or Gender Non-Conforming

DENTON COUNTY HOMELESSNESS DATA DASHBOARD

Demographic Data from 2023 April Housing Priority List (HPL)



Those who are **55-64 years of age** may be living with the health conditions of an older adult, but unable to access benefits that become available at age 65, creating disparity in this category.



2023 Denton County Homelessness Data Report

**ACS - American Community Survey ongoing nationwide survey that gives estimates on current populations, household makeups, and demographics for areas

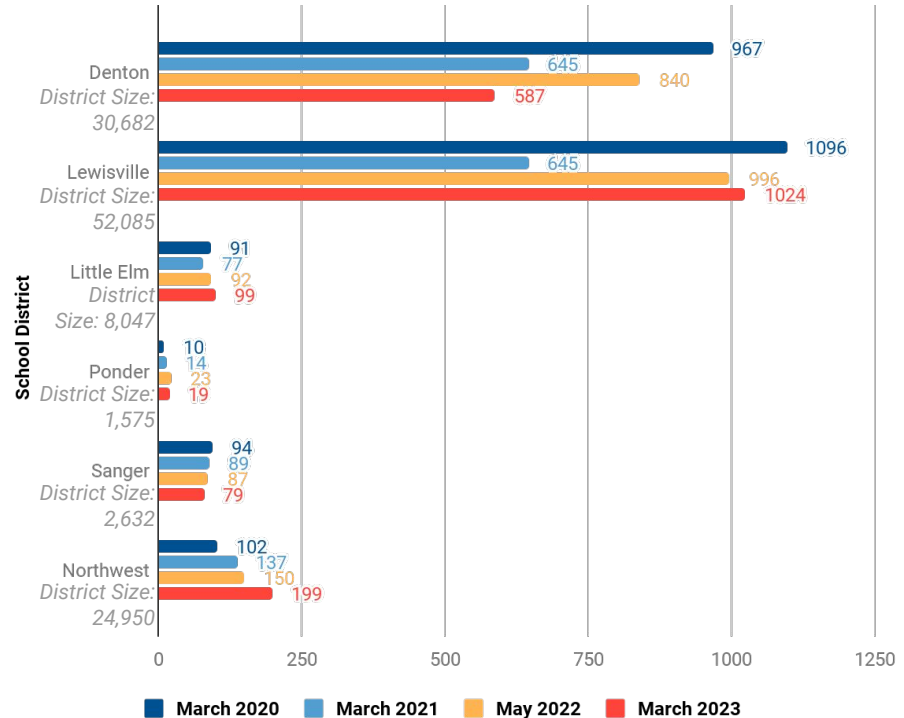
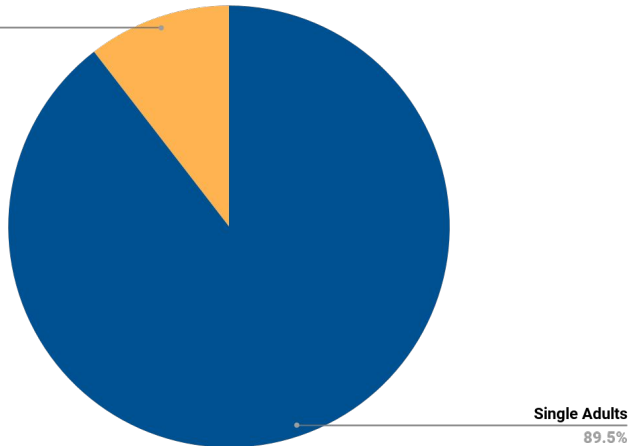
DENTON COUNTY HOMELESS DATA DASHBOARD

Family Data

On average across 2022, families with children under the age of 18 accounted for 11% of Denton County's Housing Priority List.

Currently, there are 21 shelter rooms available to families in Denton County.

Families with Children
10.5%



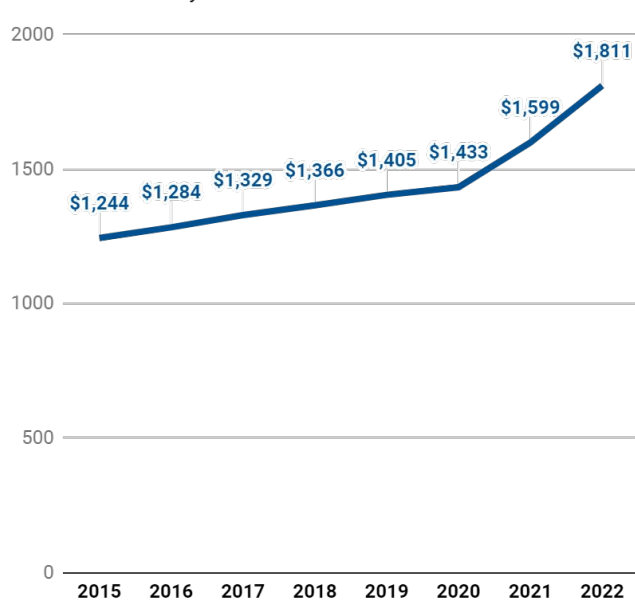
Public School Districts utilize a broader definition of homelessness defined under the McKinney Vento act, including couch surfing and living 'doubled up'. The chart above shows how many students have experienced McKinney Vento homelessness throughout the school year.

HOUSING AFFORDABILITY

Evictions & Rising Housing Cost

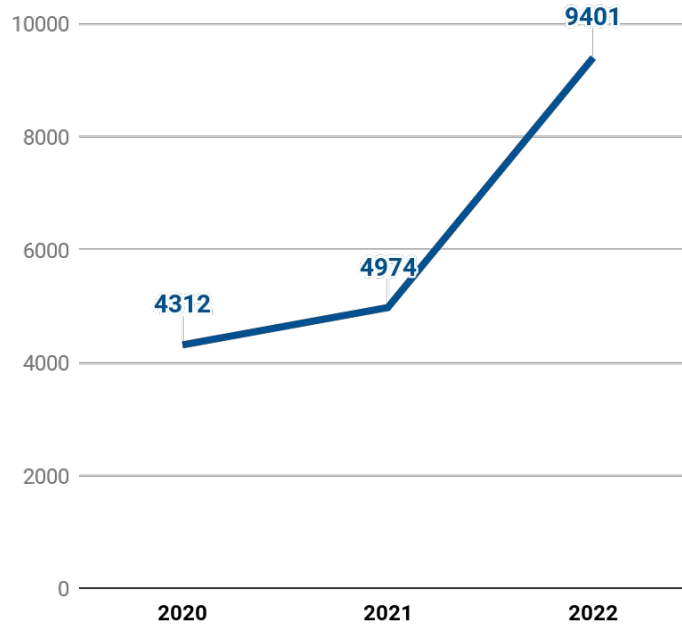
Average Denton County Rent

by Zillow Observed Rent Index



Total Annual Eviction Filings in Denton County

From North Texas Eviction Project



According to the U.S. Government Accountability Office, a community that sees a

\$100

Increase in Median Rent can expect a

9%

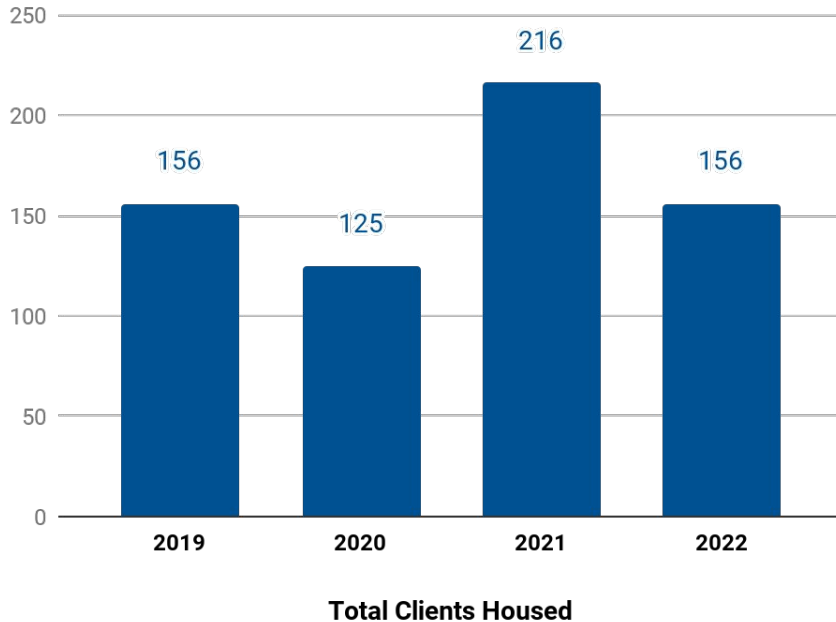
Increase in Homelessness



2023 Denton County Homelessness Data Report

DENTON COUNTY HOMELESSNESS DATA DASHBOARD

Housing Solutions



Case managers within Denton County's Housing Crisis Response System work hard to help connect clients with permanent housing solutions. Solutions can be as varied as diverting to **family or friends who can provide support**, providing **short term rental assistance** & case management, or connections with Permanent Supportive Housing or a Housing Choice Voucher which will **subsidize a client's housing for as long as they need it**.

Beginning in 2021, our community saw an increase in funding for housing solutions from the CARES act, as a response to the COVID-19 pandemic. Despite our 2022 return to normal funding levels, **resilient clients and resourceful case managers still continue to find solutions in crisis**.

2023 POINT IN TIME COUNT

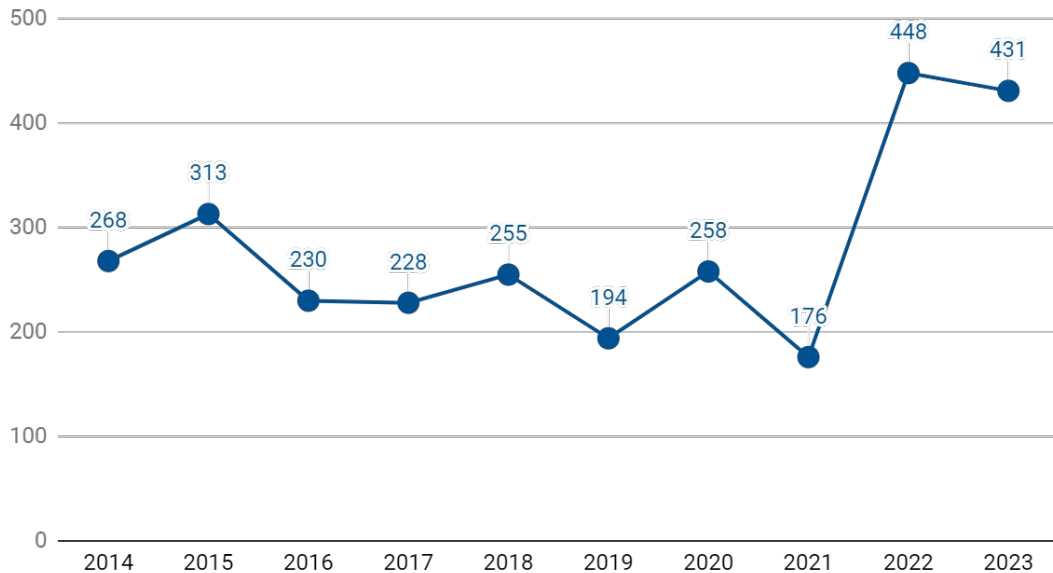
The **Point-In-Time (PIT) Count** is an annual, nationwide census of people experiencing homelessness that provides a snapshot of the homeless experience on any given day. The PIT Count provides self-reported data of the experiences and needs of people experiencing homelessness in our community.



*2023 Denton County
Homelessness Data Report*

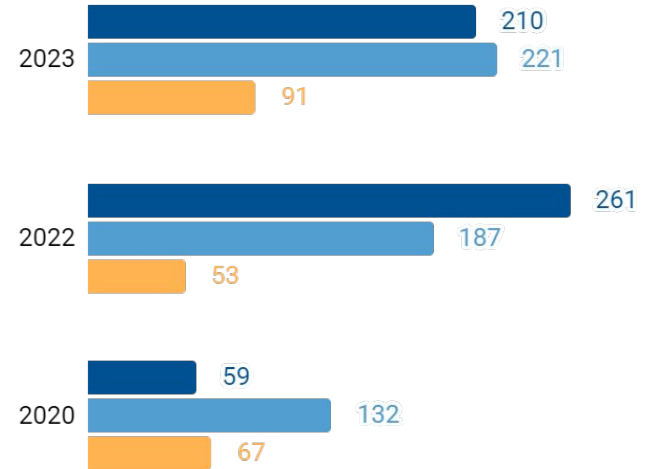
2023 POINT IN TIME COUNT

Conducted on January 26th, 2023



Total Persons Surveyed

■ Sheltered surveys
 ■ Unsheltered surveys
 ■ Observational Surveys



Only a sheltered count was conducted in 2021 due to the high risk of COVID-19.

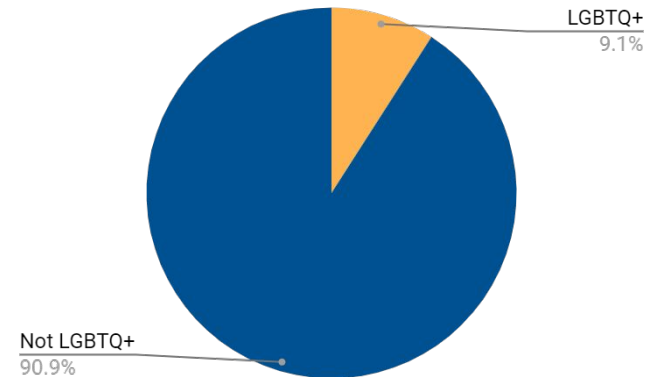
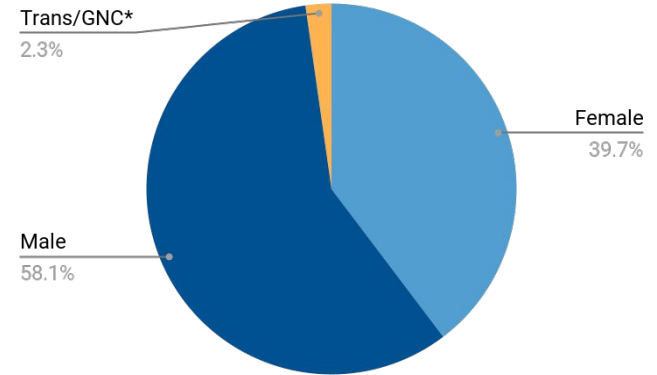
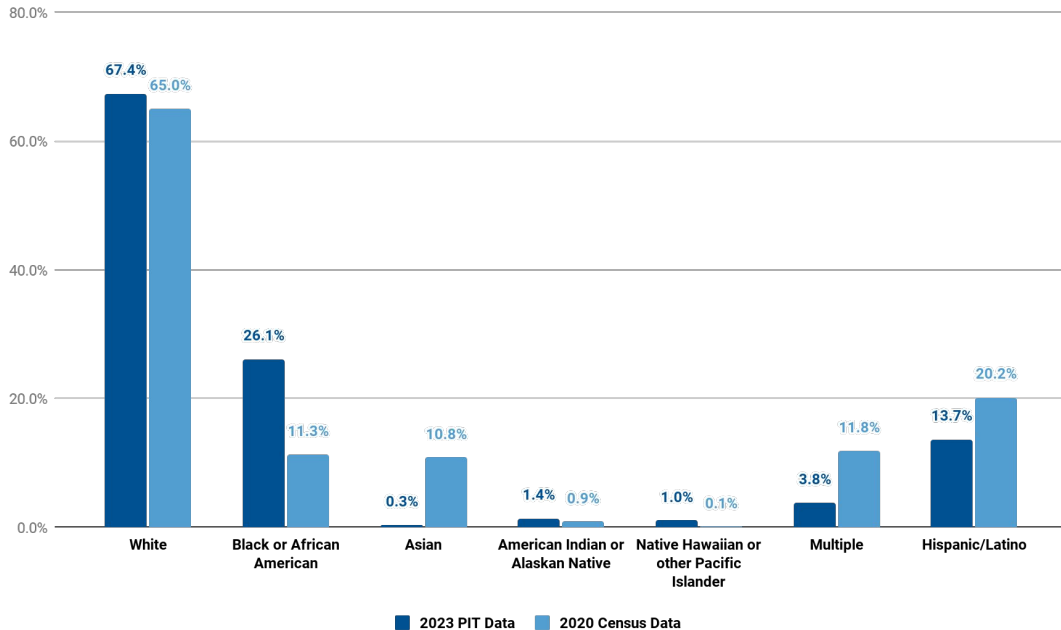
Shelter capacity has changed greatly each year as our community grows and responds to COVID-19. Often on PIT night, shelter beds have been nearly full, yet we see many sleeping unsheltered. **In 2023, more unsheltered surveys were conducted in Denton County than ever before.**



2023 Denton County Homelessness Data Report

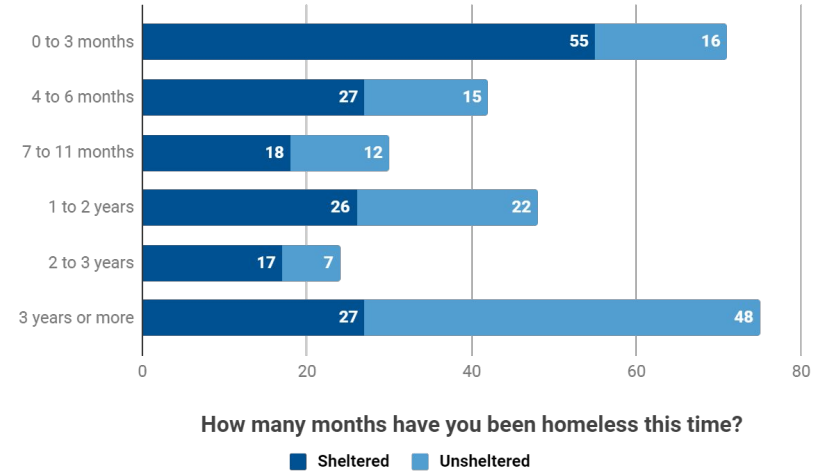
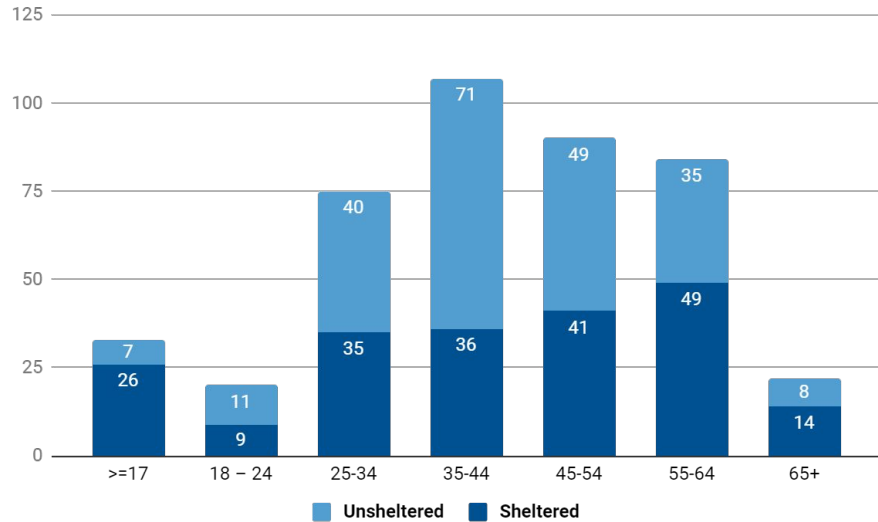
2023 POINT IN TIME COUNT

Respondent Demographic Data



2023 POINT IN TIME COUNT

Respondents' Age, Frequency of homelessness, and Length of experiences with homelessness

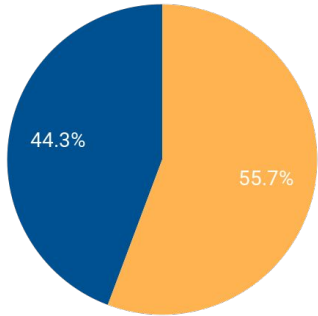


Those who have been experiencing homelessness for 3+ years are more likely to be sleeping in an unsheltered location.

2023 POINT IN TIME COUNT

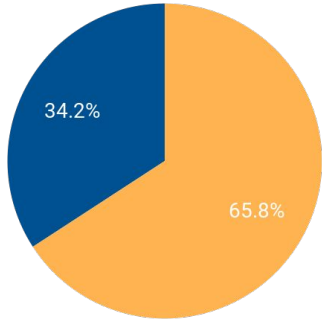
First Experiences with Homelessness & Unsheltered Homelessness

Is this the First Time you've been Homeless?

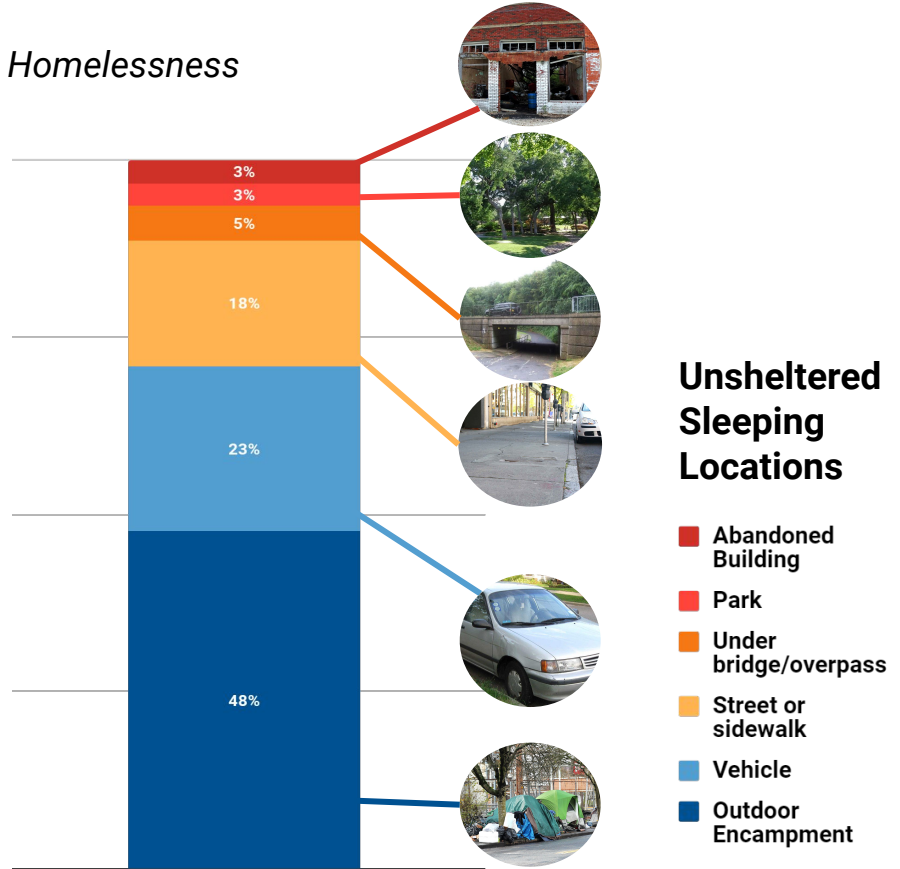


- 1st time Experiencing Homelessness
- Not 1st Experience with Homelessness

Number of Times Homeless in 3 years



- Fewer than 4
- 4 or more times



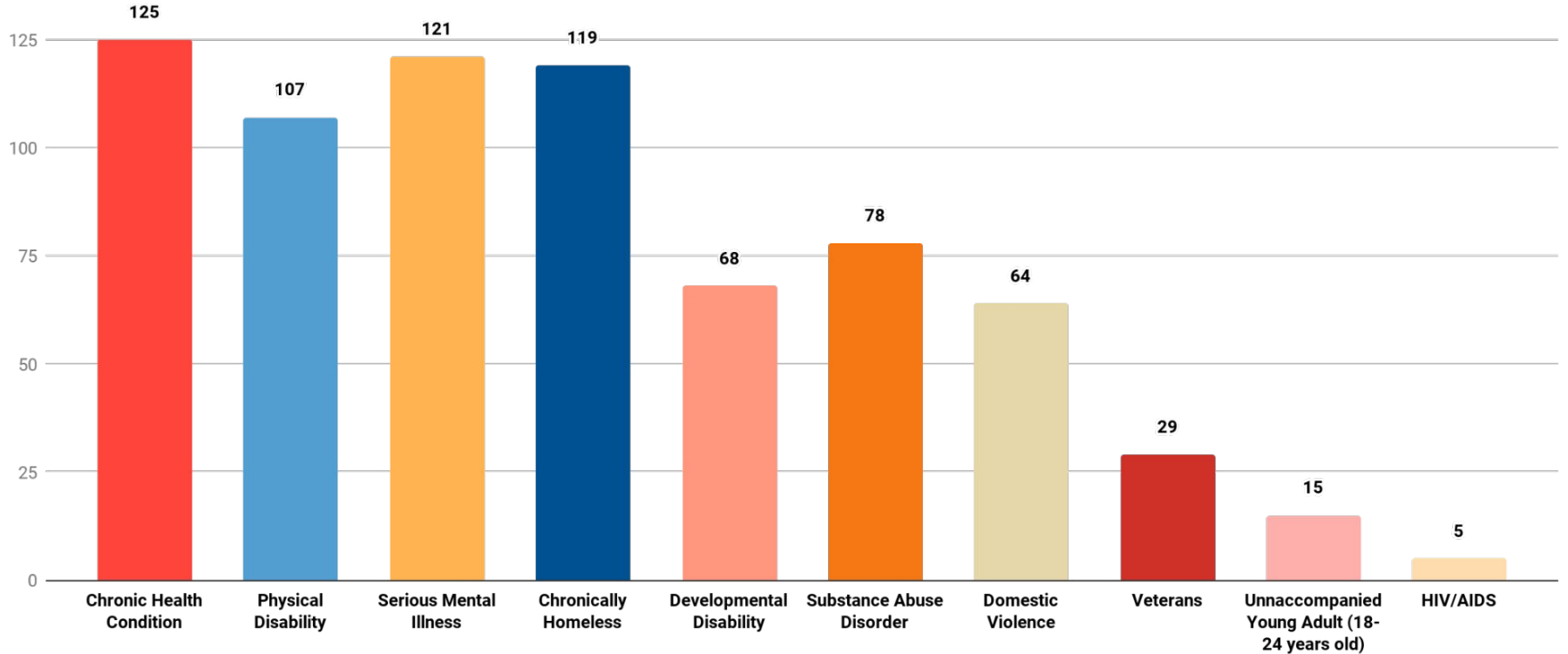
Unsheltered Sleeping Locations

- Abandoned Building
- Park
- Under bridge/overpass
- Street or sidewalk
- Vehicle
- Outdoor Encampment

2023 POINT IN TIME COUNT

Many clients may identify with more than one of these experiences. Each client faces an intricate web of barriers which may have caused or been affected by their homelessness. This speaks to the importance of cross sector collaboration.

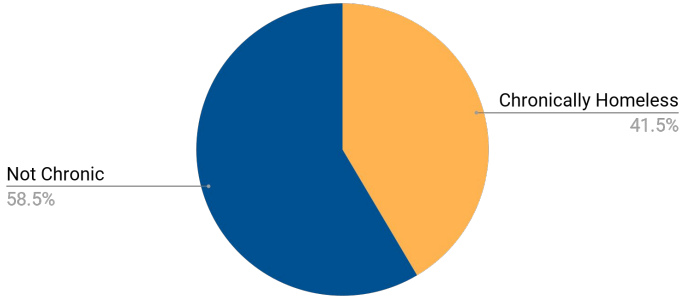
Special Populations



COMMUNITY ANALYSIS & KEY FINDINGS

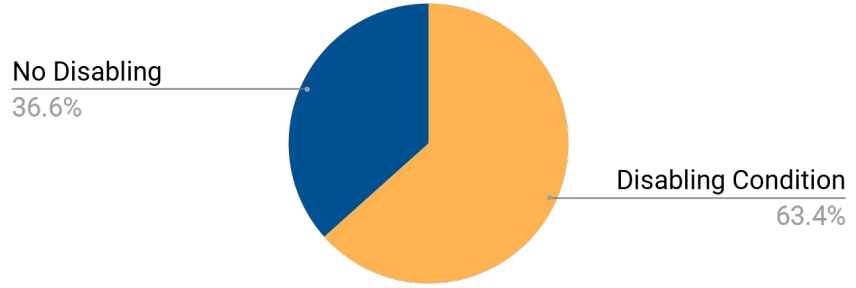
- **Chronic Homelessness**

- The U.S. Department of Housing & Urban Development defines Chronic Homelessness as experiencing homelessness for at least 12 months of the last 3 years while living with a disability. April Housing Priority list data shows that 42% of our homeless population is experiencing Chronic Homelessness.



- **Disability**

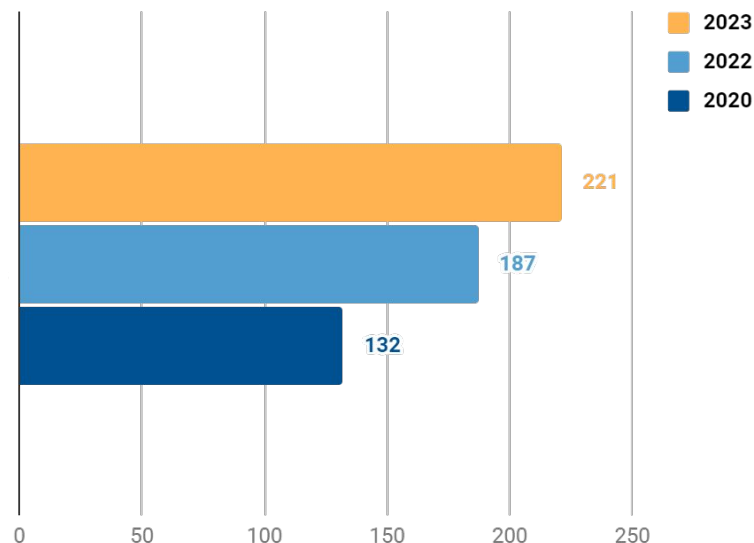
- The majority of our homeless community in Denton County is living with a disability. This huge sector of the population may struggle to identify a housing solution if they are unable to work. According to the Social Security Administration, as of March 2023, the average monthly SSDI payment to disabled workers is \$1484.



COMMUNITY ANALYSIS & KEY FINDINGS

- **Racial Equity**
 - Black & African American households are disproportionately impacted by homelessness. While Black/African American households make up approximately 11% of Denton County Residents (2020 Census) they account for 31% of households represented on the Denton County Homelessness data Dashboard.
- **Unsheltered Homelessness**
 - Unsheltered Homelessness has increased 67% since 2020. The unsheltered population is more likely to come in contact with local law enforcement, providing another barrier to housing, and are more likely to see experience negative health outcomes.

Unsheltered Surveys Conducted in PIT Count



WHAT CAN YOU DO?

GIVE


Denton County Homelessness Barrier's Fund is a **flexible fund** of last resort to assist households with **gaining or maintaining housing**. This fund is accessible to any agency in Denton County's Housing Crisis Response System.

The Barrier's Fund has helped 448 households to date attain/maintain stable housing, with an average cost of \$538.



DENTON COUNTY

**HOMELESSNESS
BARRIERS FUND**



WHAT CAN YOU DO?

ADVOCATE

- For skilled nursing facilities that accept **Medicaid & Medicare**, so older adults can age in dignity.
- For more medical care options for our community experiencing homelessness such as **medical respite, street medics & preventative medicine**.
- For free & low cost **mental & behavioral healthcare** for Denton County residents experiencing homelessness.
- For second-chance & criminal background friendly **employment opportunities**.
- For **more affordable housing**, more second chance housing, & more supportive housing options in Denton County.



Denton County



*2023 Denton County
Homelessness Data Report*

WHAT CAN YOU DO?

VOLUNTEER

- On the ground floor, all of our Denton County non-profits have suffered from declining **volunteerism**, and we need you to keep shelters, street outreach teams, and food pantries running.
- At **next year's Point In Time Count**, for planning, running a donation drive, or conducting surveys day of the Count!

WHAT CAN YOU DO?

LEARN MORE

- Texas Homeless Network is the lead agency for the Balance of State (BoS), Denton County's Continuum Care. For more information about the Point in Time Count: <https://www.thn.org/texas-balance-state-continuum-care/data/pit-count-and-hic/>
- The Denton County Homeless Coalition Website is consistently updated with opportunities to volunteer & get involved: <https://endhomelessnessdenton.com/get-involved/>
- Visit the United Way of Denton County website to learn more about the Denton County Homelessness Leadership Team, view the Denton County Homelessness Data Dashboard, and previous Homelessness Data Reports: www.UnitedWayDenton.org/Homelessness



*2023 Denton County
Homelessness Data Report*