

# 2022 Denton County Homelessness Data Report

May 2022



# Contents

- 1. Denton County's Approach to Homelessness Solutions**
- 2. Data-Driven Impact**
- 3. Local Homelessness Data**
- 4. 2022 Point-In-Time Count**
- 5. Community Analysis/Key Findings**

# Denton County Homelessness

## Our Community Approach



United Way of Denton County is proud to partner with local governments, businesses, healthcare providers and nonprofits **to make homelessness rare, brief and non-recurring in our community.** As backbone support to the Denton County Homelessness Leadership Team, United Way of Denton County assists with the implementation of a county-wide strategic plan to end homelessness.

The Denton County Homeless Coalition, a working group of the Denton County Homelessness Leadership Team, partners with the Texas Homeless Network to fulfill federal guidelines and promote resource and information sharing.

GOVERNMENT



BUSINESS



DENTON COUNTY  
HOMELESSNESS  
LEADERSHIP TEAM

IN PARTNERSHIP WITH

United Way of Denton County

EDUCATION



NONPROFIT



# Denton County Homelessness

## Data-Driven Impact



*No single source of data tells the whole story of homelessness, and no single organization can solve homelessness on their own.*

This report highlights the many community partners implementing data-driven solutions to systematically address homelessness and housing insecurity Denton County. Included in this data report is information from both the **2022 Point In Time Count** as well as Denton County's **Homelessness Data Dashboard**. Both are vital for a comprehensive understanding of Denton County's homeless population and the barriers facing them.

# Denton County Homelessness

## Data-Driven Impact



The **Housing Crisis Response System (HCRS)** is a network of agencies working together to prevent homelessness and rapidly return people who are experiencing homelessness to stable housing. Denton County's Housing Crisis Response System has multiple levels of collaboration, from quasi-governmental policy-making to the boots-on-the-ground support to assist those in need.

### Agencies participating in Denton County's Housing Crisis Response System are:


- Christian Community Action
- Denton County MHMR
- Denton County Veteran Service Office
- Giving Grace
- Interfaith Ministries
- Metrocrest Services
- Next Steps – The Colony
- Our Daily Bread with Monsignor King Outreach Center
- Recovery Resource Council
- Salvation Army of Denton
- Salvation Army of Lewisville
- United Way of Denton County

# Denton County Homelessness

## Data-Driven Impact



The **Denton County Homelessness Data Dashboard** is made possible through the collaboration of nonprofit partners in Denton County to uniformly identify, assess and prioritize our neighbors experiencing homelessness for available housing resources. The use of shared processes and a shared database allow us to analyze and improve Denton County's Housing Crisis Response System. The dashboard is updated with monthly data throughout the year to make it as real time as possible.



### HOW TO USE THIS DASHBOARD

We have included definitions and explanations of data throughout this dashboard. You can scroll through and hover over charts for more information. Look for the orange text for more helpful tips. Hover over the blue circles with question marks for important information (click proceed to access).

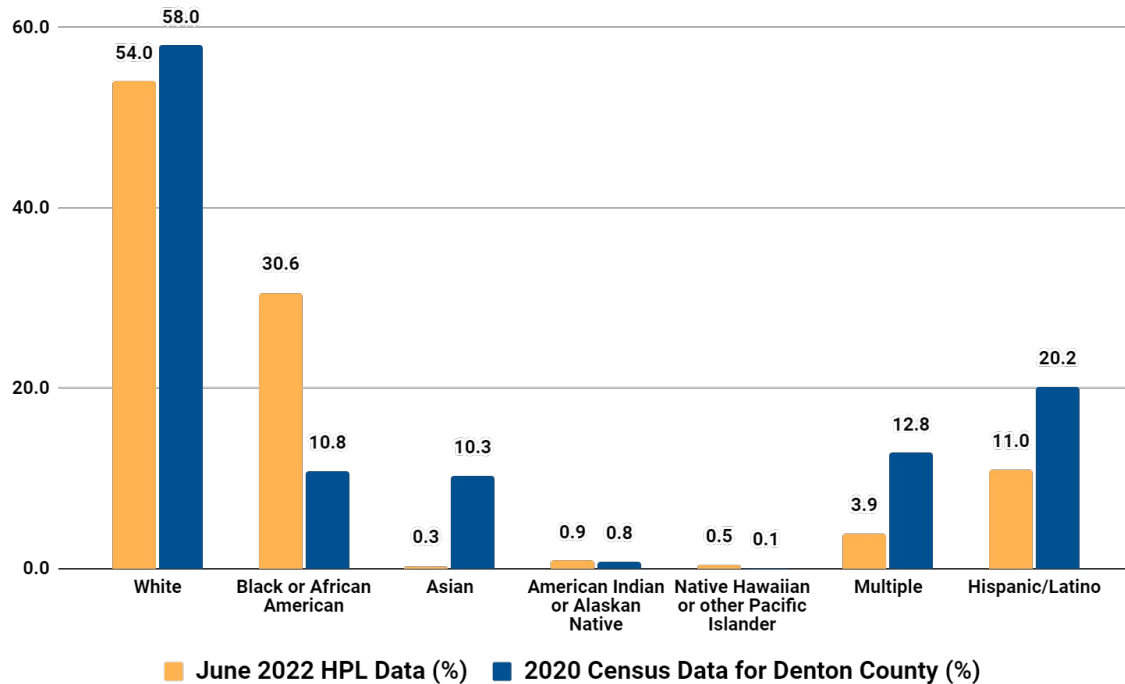
### Total Number of Households Experiencing Literal Homelessness

Date ▾	? Actively Homeless	Veterans	? Chronically Homeless	Fleeing Domestic Violence
May 31, 2022	580	30	210	18
Apr 30, 2022	566	32	193	18
Mar 31, 2022	697	48	231	38

# Denton County Homelessness Data Dashboard

## Demographic Data

## RACE & ETHNICITY



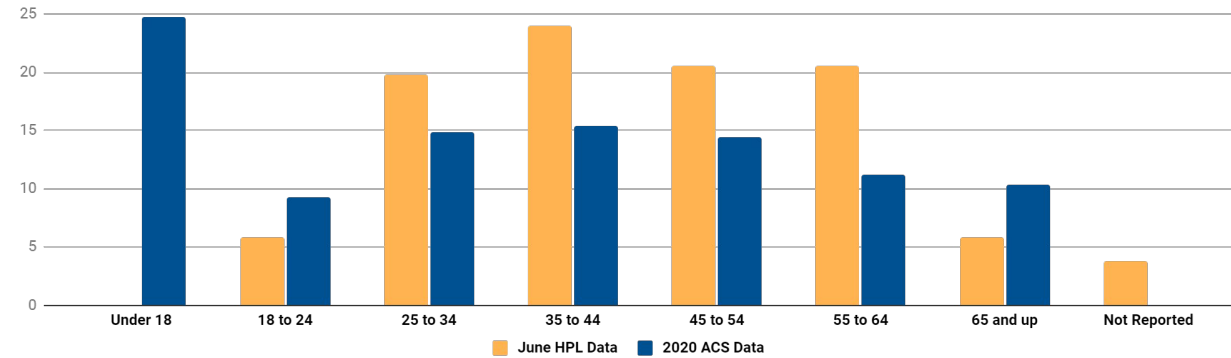
\*ACS - American Community Survey ongoing nationwide survey that gives estimates on current populations, household makeups, and demographics for areas

\*\*HPL - Housing Priority List, shared list of everyone in Denton County experiencing homelessness and awaiting housing assistance.

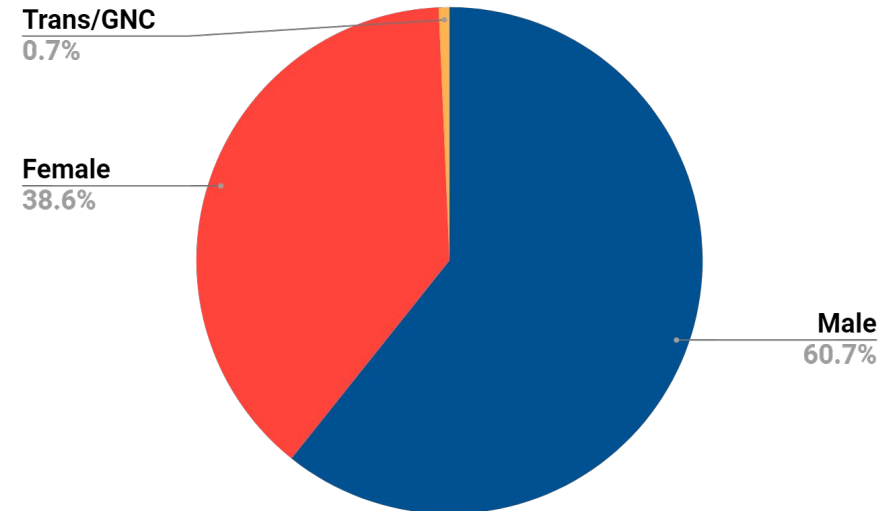
\*\*\*Trans/GNC - Transgender or Gender Non-Conforming



## AGE



## GENDER





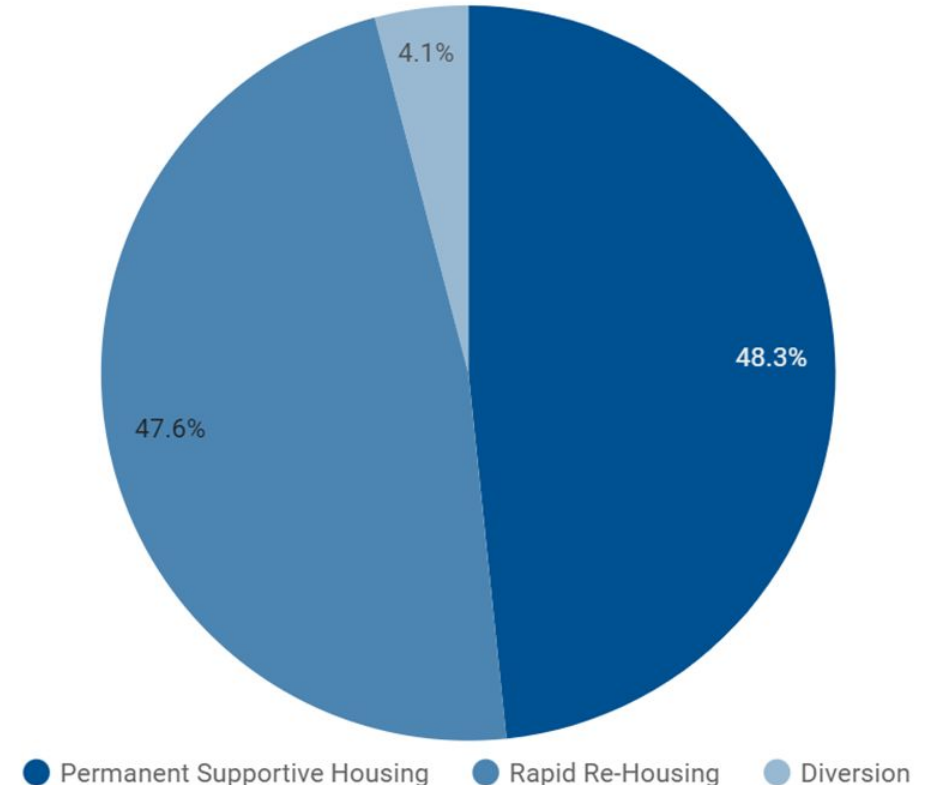
# Denton County Homelessness Data Dashboard

In June of 2022, there were **633 households** experiencing homelessness in Denton County.

Assessing households for the type of housing that best fits their needs allows us to match them with the most appropriate resource, identify gaps in our system and advocate for increased resources. The three **housing intervention types** are:

- **Permanent Supportive Housing (PSH)** – Long term or permanent housing and wrap around care assistance for households
- **Rapid Re-Housing (RRH)** – Short term housing and wrap around assistance for households that is generally up to 24 months
- **Diversion** – Minimal housing assistance to obtain housing that the household maintains following the assistance

According to our 2022 Housing Inventory Count, on January 27<sup>th</sup> PSH programs had 66 ‘beds’, while RRH programs had 113. Given the short-term nature of RRH programs, the same number of ‘beds’ over time are likely to assist more people than in a PSH program.



Denton County Housing Needs by Intervention Type

# Denton County Homelessness Data Dashboard

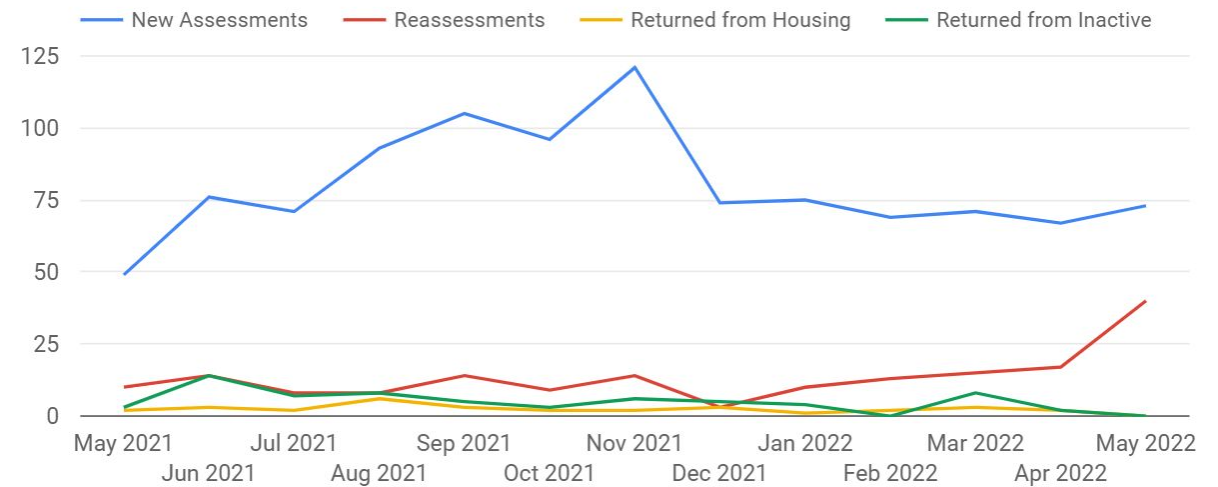


## Inflow Data

Each month we track how people enter the Denton County Housing Crisis Response System (HCRS). These ‘inflows’ are categorized as:

- **New Assessments** – a household that has never been enrolled in CE before
- **Reassessments** – a household that needs their information to be updated to more accurately reflect their current situation after extended period since last assessment or the household’s family structure has changed
- **Returned from Inactive** – a household that is returning from being moved to inactive in the HMIS (moving to inactive means the household did not access services for 90+ days)
- **Returned from Housing** – a household is returning from being housed previously

Inflows to Denton County’s Housing Crisis Response System



Inflow Type	May '21	Jun '21	Jul '21	Aug '21	Sep '21	Oct '21	Nov '21	Dec '21	Jan '22	Feb '22	Mar '22	Apr '22	May '22	Total
New Assessments	49	76	71	93	105	96	121	74	75	69	71	67	73	1040
Reassessments	10	14	8	8	14	9	14	3	10	13	15	17	40	175
Returned from Housing	2	3	2	6	3	2	2	3	1	2	3	2	0	31
Returned from Inactive	3	14	7	8	5	3	6	5	4	0	8	2	0	65
<b>Total</b>	<b>113</b>	<b>88</b>	<b>97</b>	<b>84</b>	<b>90</b>	<b>85</b>	<b>143</b>	<b>110</b>	<b>127</b>	<b>115</b>	<b>88</b>	<b>107</b>	<b>64</b>	<b>1311</b>

Tracking inflows allows us to assess the effectiveness of our Housing Crisis Response System and plan for resources to meet the need.

# Denton County Homelessness Data Dashboard



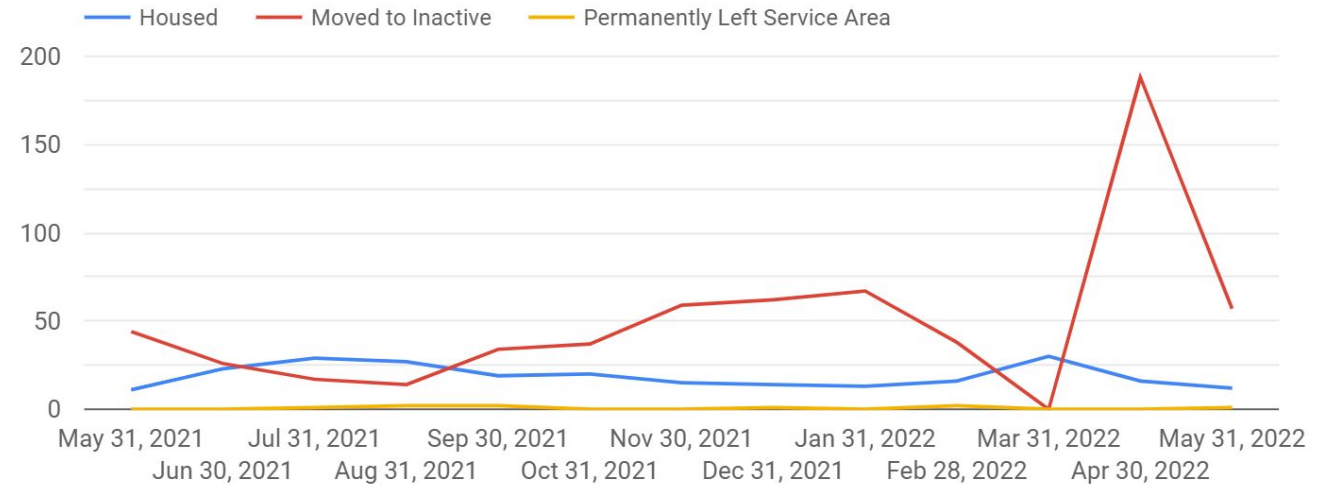
## Outflow Data

Tracking exits or ‘**outflows**’ from Denton County’s Housing Crisis Response System lets us know how our system is performing in its goal to make homelessness rare, brief and nonrecurring. Types of Outflows are:

- **Housed** – A household has moved into housing either independently or through assistance at an agency
- **Moved to Inactive** – A household stopped accessing services for 90+ days and agencies involved do not have an update on the household
- **Permanently Left Service Area** – A household left the county to seek assistance or support elsewhere.

**From June 2021 –June 2022, the average length of time from intake to housing in Denton County was 236 days.**

Outflows from Denton County’s Housing Crisis Response System



Outflow Type	May '21	Jun '21	Jul '21	Aug '21	Sep '21	Oct '21	Nov '21	Dec '21	Jan '22	Feb '22	Mar '22	Apr '22	May '22	Total
Moved into Housing	11	23	29	27	19	20	12	14	13	16	30	16	12	245
Marked as Inactive	44	26	17	14	34	59	126	62	67	38	0	188	57	643
Perm. Left Service Area	0	0	1	2	2	0	2	1	0	2	0	0	1	9
<b>Total</b>	<b>70</b>	<b>204</b>	<b>30</b>	<b>56</b>	<b>80</b>	<b>77</b>	<b>74</b>	<b>57</b>	<b>55</b>	<b>43</b>	<b>47</b>	<b>49</b>	<b>55</b>	<b>897</b>

# Denton County Homelessness Data Dashboard



## School District Data

School districts across the country are required to appoint a Homeless Liaison to track student homelessness data. The data in the chart to the right was collected from each Denton County ISD's Homeless Liaison.

The Department of Education holds a broader definition of homelessness for children and youth from the McKinney Vento Act. Students considered experiencing homelessness are either:

- **Experiencing literal homelessness** – the student's primary nighttime residence is a place not meant for human habitation, OR
- **Living in a doubled-up situation** – the student is sharing the housing of other persons/families.

### Students Experiencing Homelessness

School District ▲	District Size	Feb 22	May 22
Argyle	3,455	0	1
Aubrey	2,583	36	null
Denton	30,682	712	840
Krum	2,061	19	null
Lake Dallas	3,975	15	null
Lewisville	52,085	789	996
Little Elm	8,047	74	92
Northwest	24,950	150	null
Pilot Point	1,355	null	null
Ponder	1,575	15	23
Sanger	2,632	87	87

Data for some school districts not available.

# Denton County Homelessness 2022 Point In Time Count

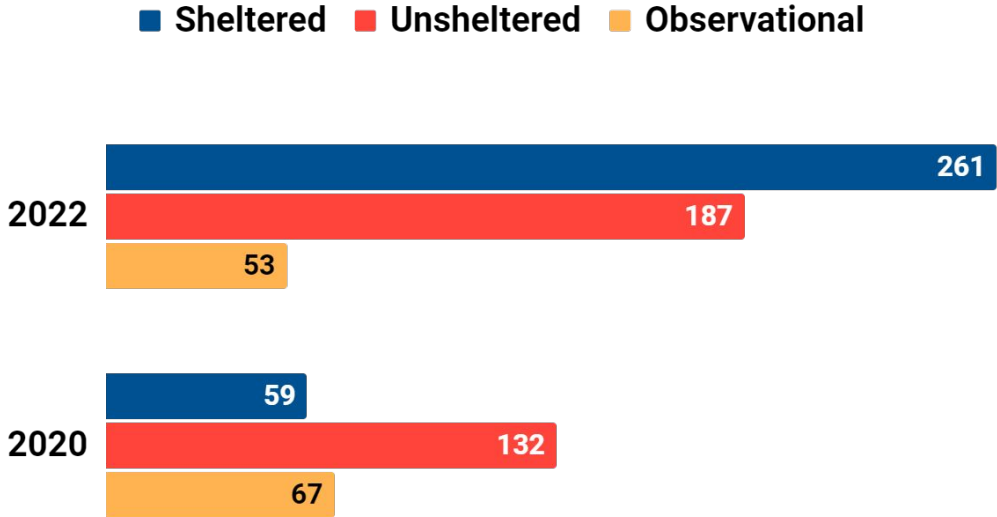


The Point-In-Time (PIT) Count is an annual, nationwide census of people experiencing homelessness that provides a snapshot of the homeless experience on any give day. The PIT Count provides self-reported data of the experiences and needs of people experiencing homelessness in our community.

# Denton County Homelessness 2022 Point In Time Count



## Survey Locations




*Observational surveys are surveys completed by observing someone and not asking participant the survey questions*

**In 2022 due to COVID-19 response funding we were able to provide hotel stays as emergency shelter, which account for the large increase in shelter surveys.**

**2022 PIT Count volunteers canvassed more of the county than any previous count. 60 volunteers canvassed 11 cities and towns and surveyed 448 unique individuals.**

## Total Persons Surveyed

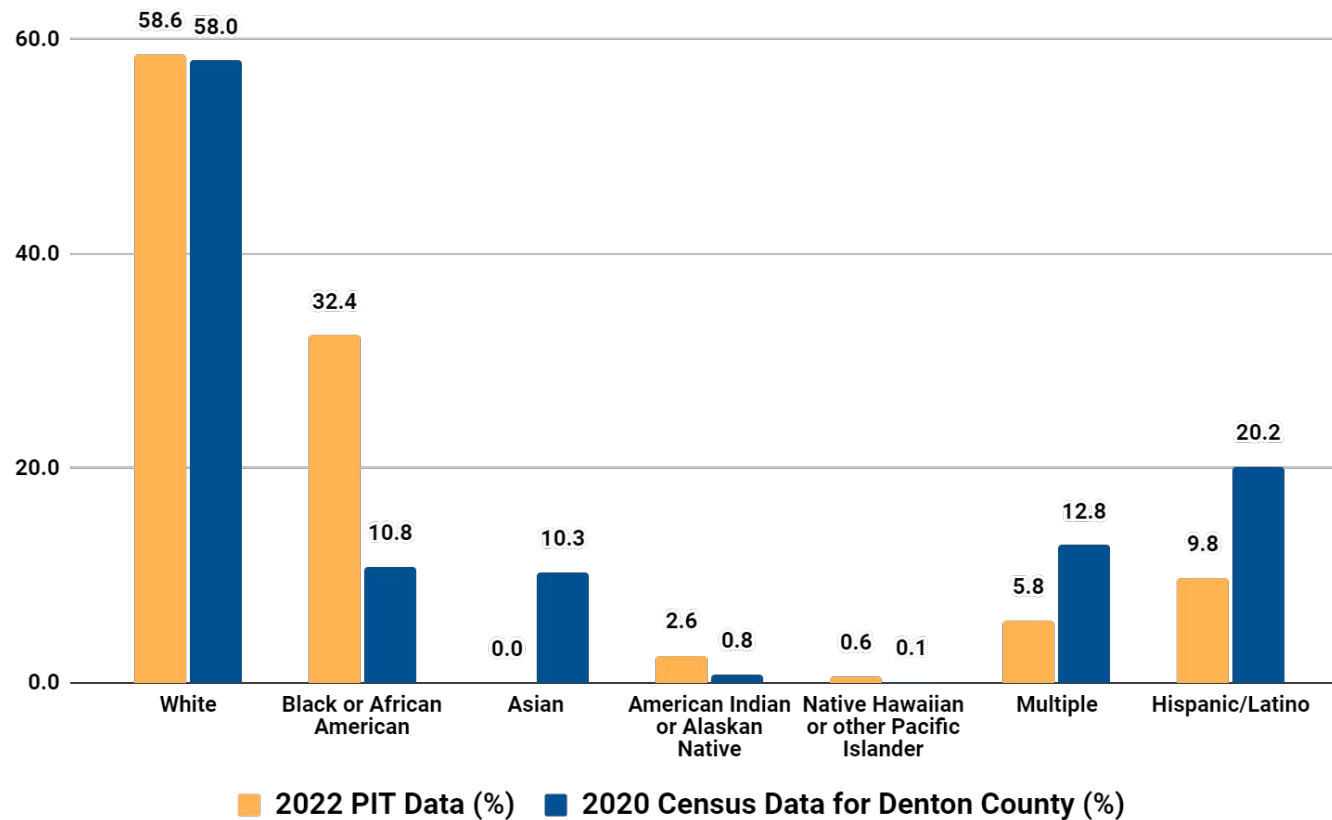


**74% increase in surveys from 2020 to 2022**

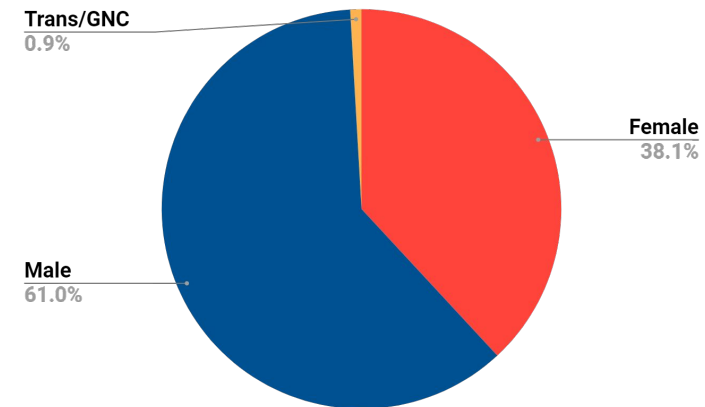
# Denton County Homelessness 2022 Point In Time Count

## Participant Demographics

### RACE & ETHNICITY



### GENDER



### LGBTQIA+ DISCLOSURE



1 out of every 12 respondents disclosed that they belonged to the LGBTQIA+ Community.

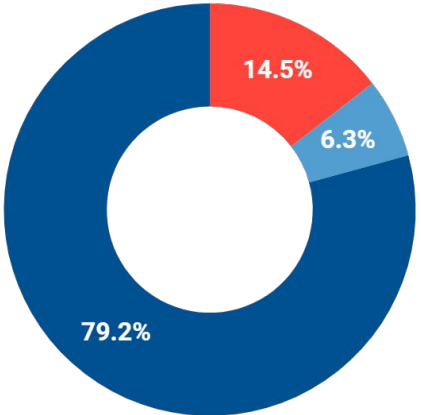

# Denton County Homelessness

## 2022 Point In Time Count



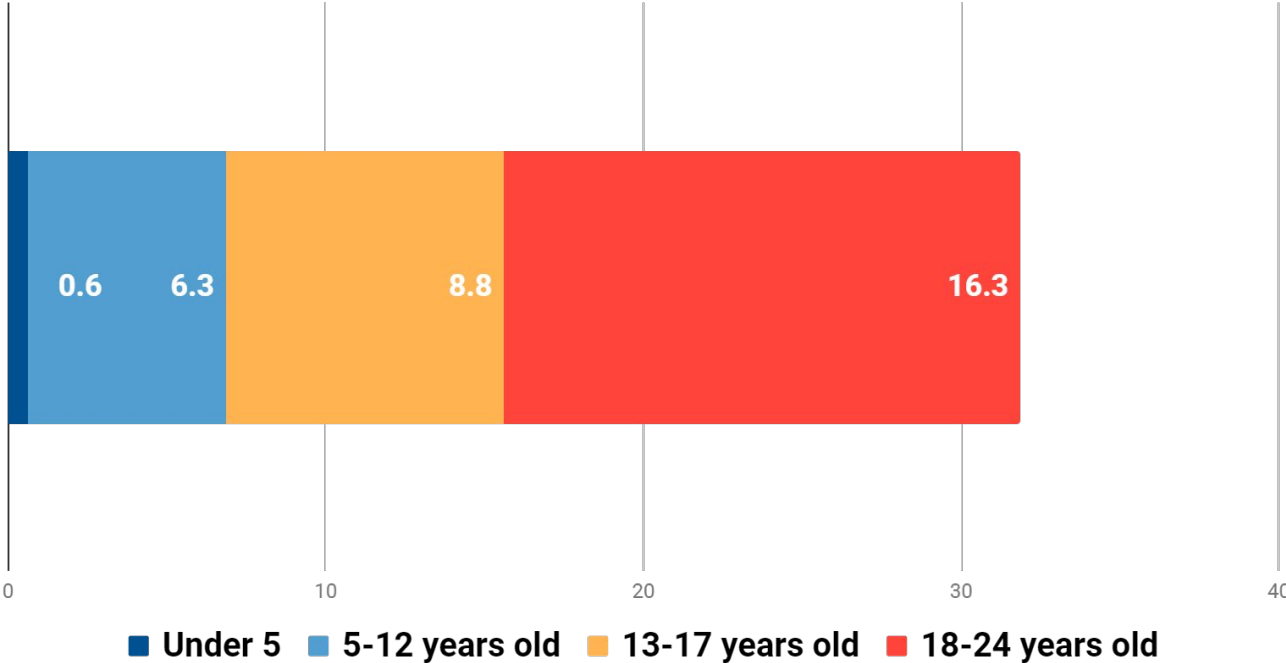
### Participant Age

1 in every 5 respondents (21%) were under the age of 24. 1 in 7 (15%) were under the age of 18.



- AGE**
- 17 & Under
  - 18 - 24
  - 25+

### Age of First Experience With Homelessness (%)



Of ALL respondents, 32% said their FIRST experience with homelessness was under the age of 24.

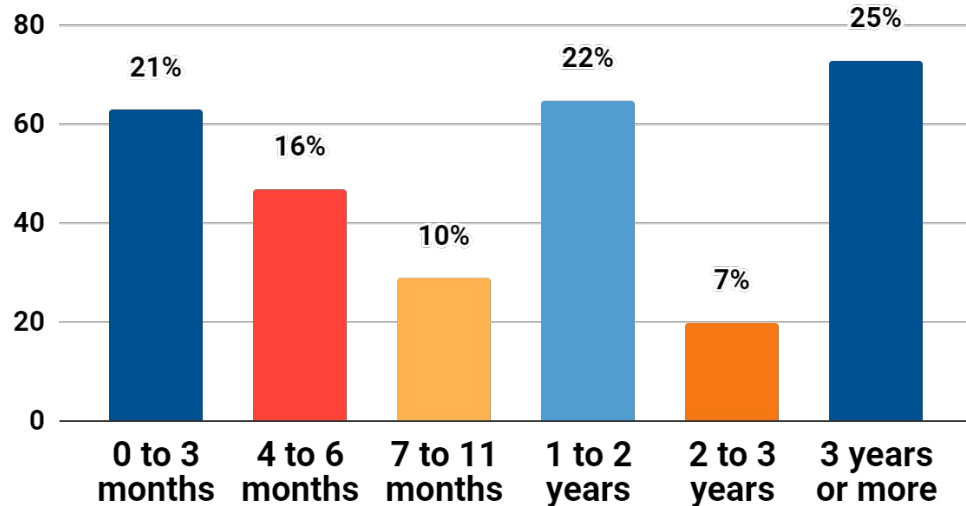


# Denton County Homelessness

## 2022 Point In Time Count

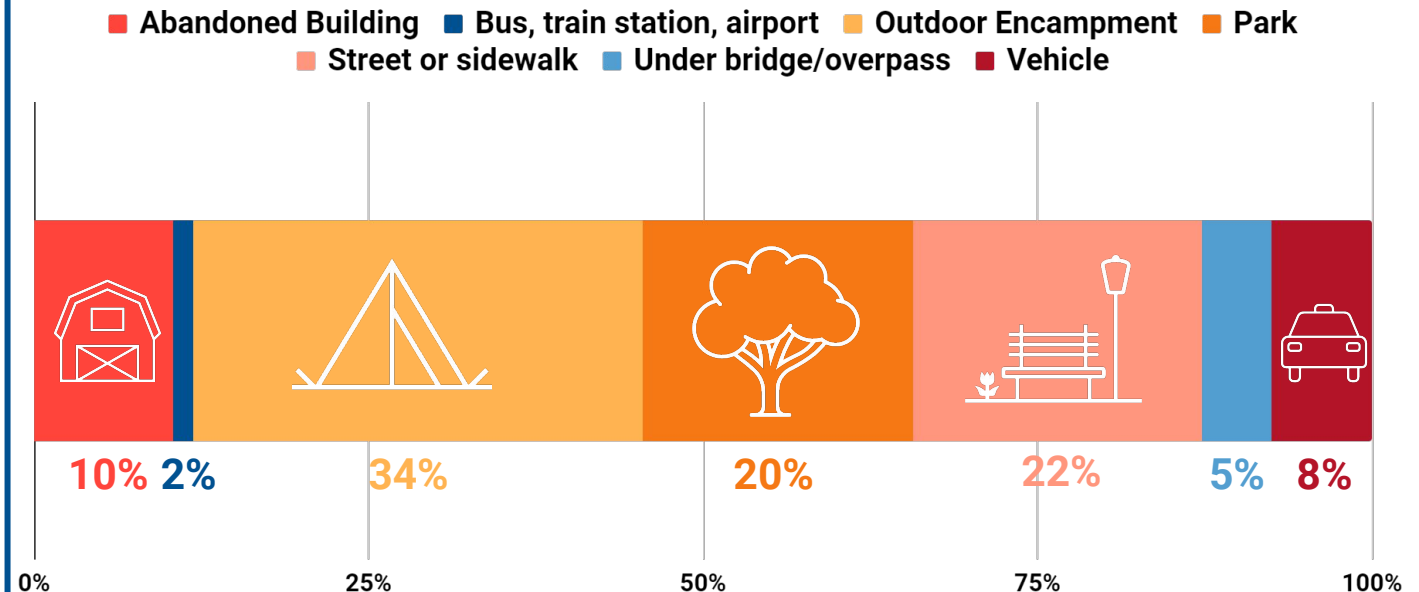
### Participants Homelessness Experience

#### Length of Homelessness



25% of survey respondents have been experiencing homelessness for 3 years or longer.

#### Unsheltered Sleeping Location



# Denton County Homelessness

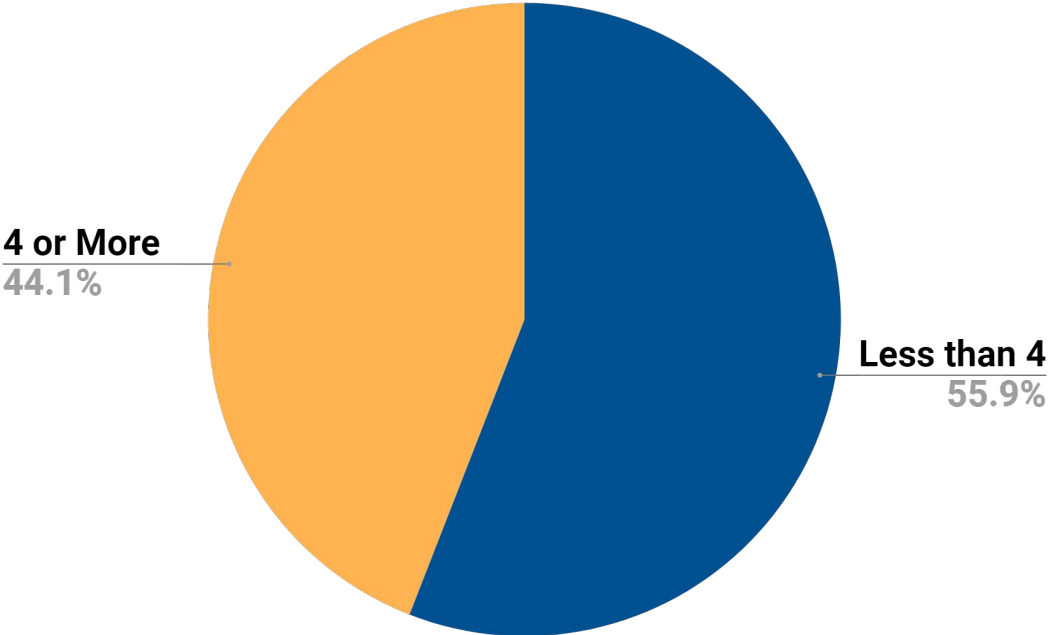
## 2022 PIT Count



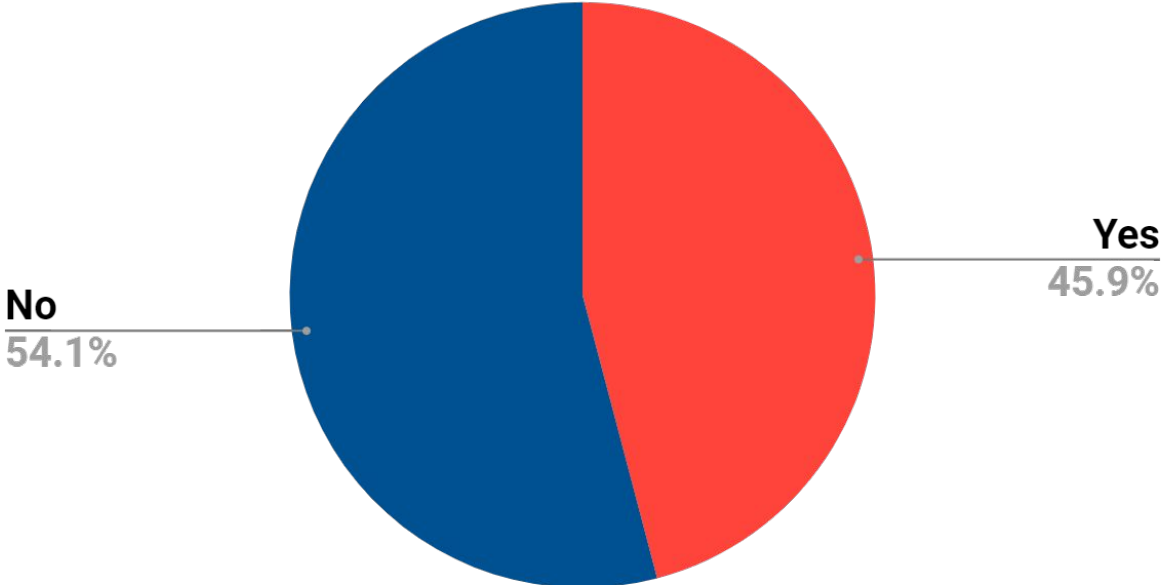
### Chronic Homelessness

Chronic Homelessness is defined as living with a disabling condition and experiencing homelessness for a length of 12 or more months within 3 years.

### Number of Times Homeless in 3 Years



### First Time Homeless

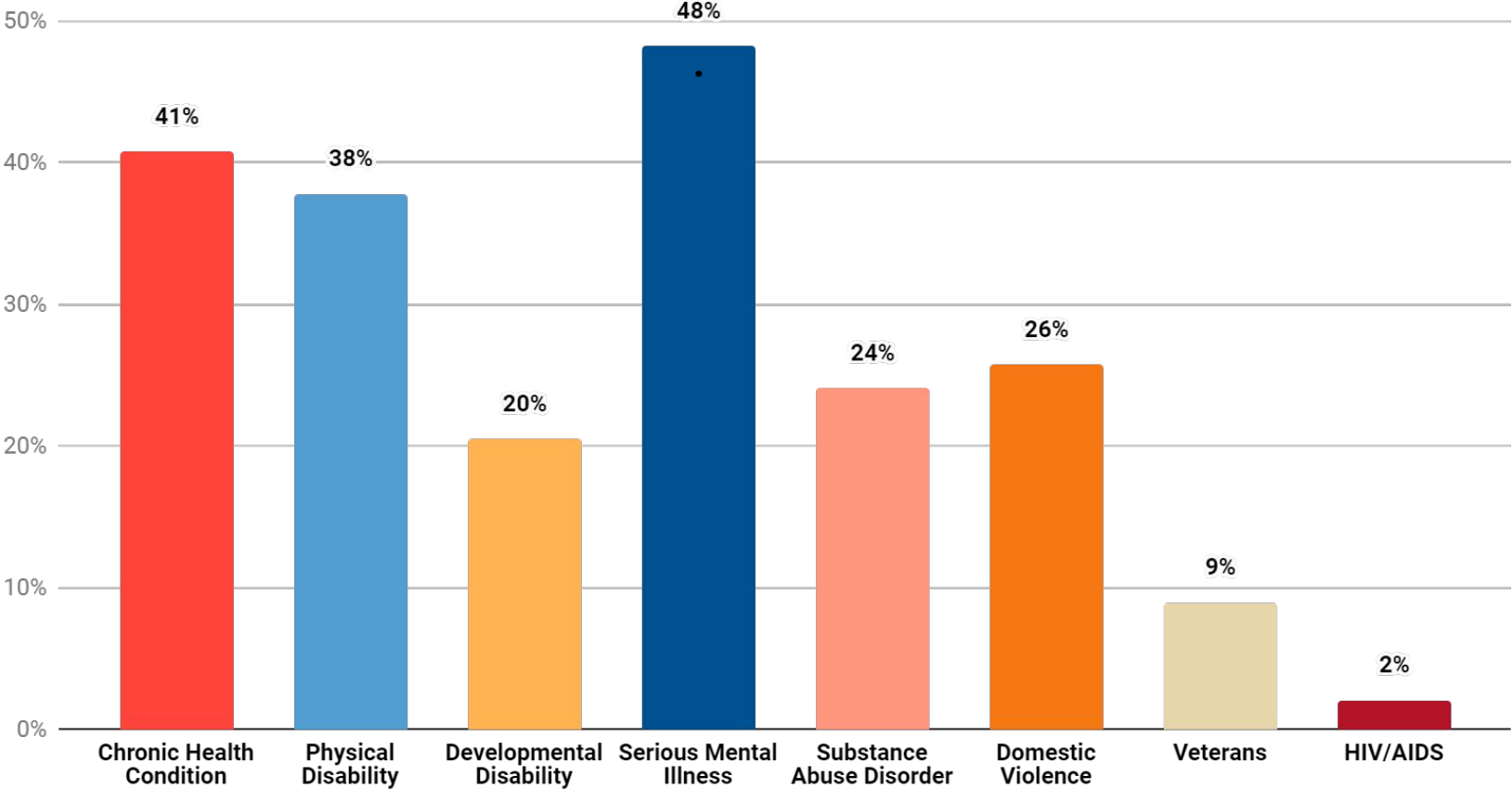


29% (128 individuals) of people surveyed during the 2022 PIT Count were experiencing Chronic Homelessness.

# Denton County Homelessness 2022 Point In Time Count



## Special Populations



Nearly half of respondents reported living with a serious mental illness.

Many clients may identify with more than one of these experiences. Each client faces an intricate web of barriers which may have caused or been affected by their homelessness. This speaks to the importance of cross sector collaboration.

# Denton County Homelessness

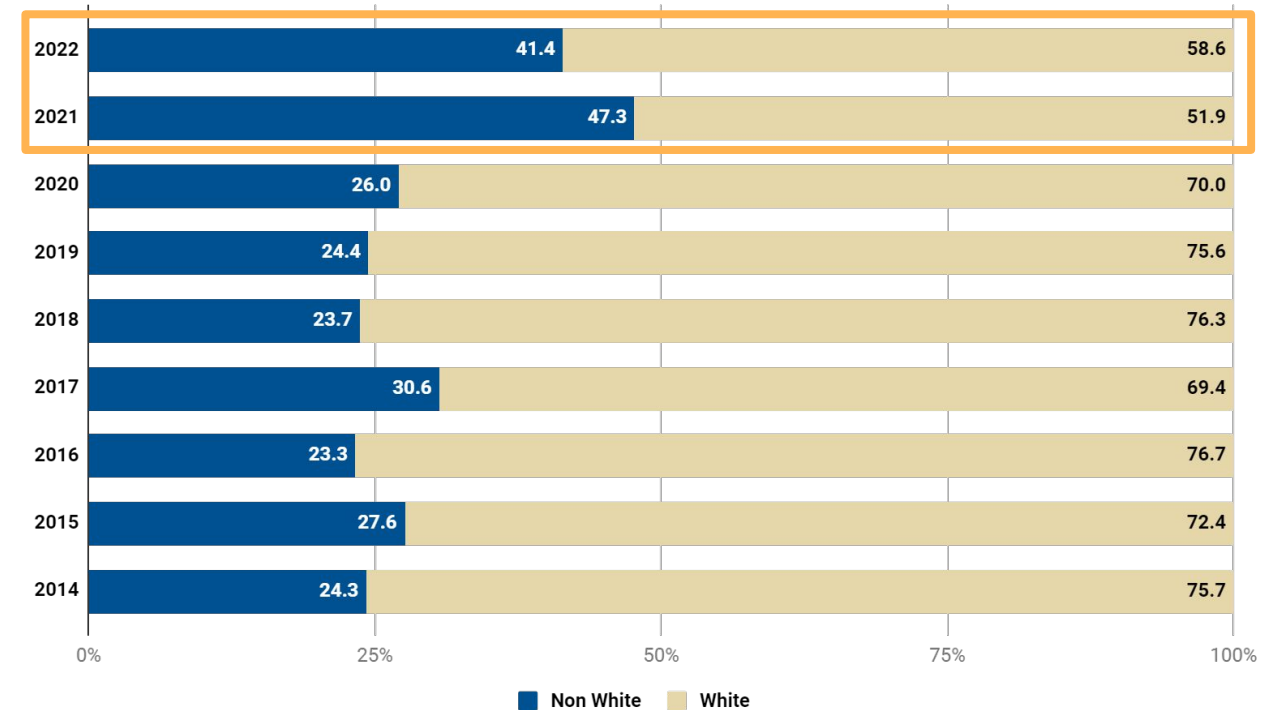
## Key Findings

### Racial Inequity

- **African American households are disproportionately impacted by homelessness.** While African Americans make up 10.8% of all Denton County residents, they account for 32.4% of respondents for the 2022 PIT Count and 33.1% of households represented on the Denton County Homelessness Data Dashboard.
- **Since the COVID-19 pandemic, individuals of color consistently represent over 40% of our homeless community,** while before the pandemic this community had not represented more than 31% since our county began storing PIT data in 2014. This may suggest disproportionate economic impact of COVID-19, though more data is needed.

### Chronic Homelessness

- As of May 2022, our community's Data Dashboard reflected 36.2% of our homeless community were experiencing chronic homelessness.
- **The 2022 PIT Count found more households experiencing chronic homelessness than any year prior.**



# Denton County Homelessness

## Key Findings



### Veterans

- Veterans in Denton County make up approximately 9% of people experiencing homelessness compared to 5% of the general population, **indicating that Veterans are experiencing homelessness at a slightly higher rate.**
- The number of Veterans experiencing homelessness in the 2022 PIT Count (40 individuals) is the highest amount our county has ever seen, nearly double the highest it had ever been before (21 individuals in 2018).

### Youth

- The number of unaccompanied youth more than tripled from the 2020 PIT count (31 individuals).

### Disability

- This was the first year our PIT count asked questions about disability. Results found that **41% of PIT respondents had a chronic health condition.** 38% of respondents reported a physical disability, and 21% had a known developmental disability.

### LGBTQIA+ Disclosure

- The percentage of respondents disclosing they belonged to the LGBTQIA+ community was higher than any year prior at 8.4%. **This percentage is more than double than the previous year.**

# Learn More

- The Denton County Homelessness Data Dashboard is updated monthly to reflect current data:  
<https://www.unitedwaydenton.org/homelessness-data-denton-county>
- Texas Homeless Network is the lead agency for the Balance of State (BoS), Denton County's Continuum Care for federal and state homelessness funding: [www.thn.org](http://www.thn.org)
- Visit the United Way of Denton County website to learn more about the Denton County Homelessness Leadership Team, Denton County Homeless Coalition and other housing solutions:  
[www.UnitedWayDenton.org/Homelessness](http://www.UnitedWayDenton.org/Homelessness)

